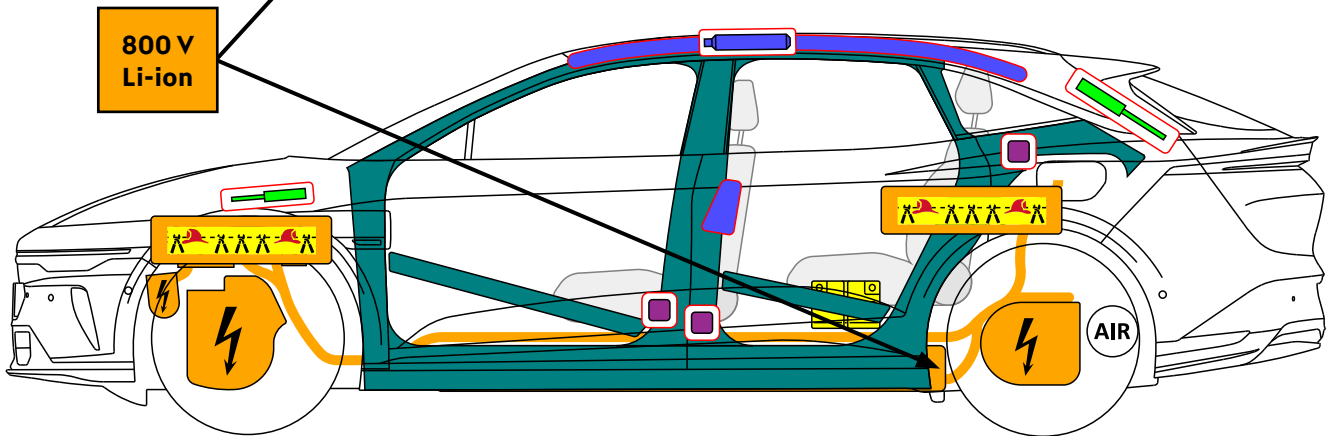
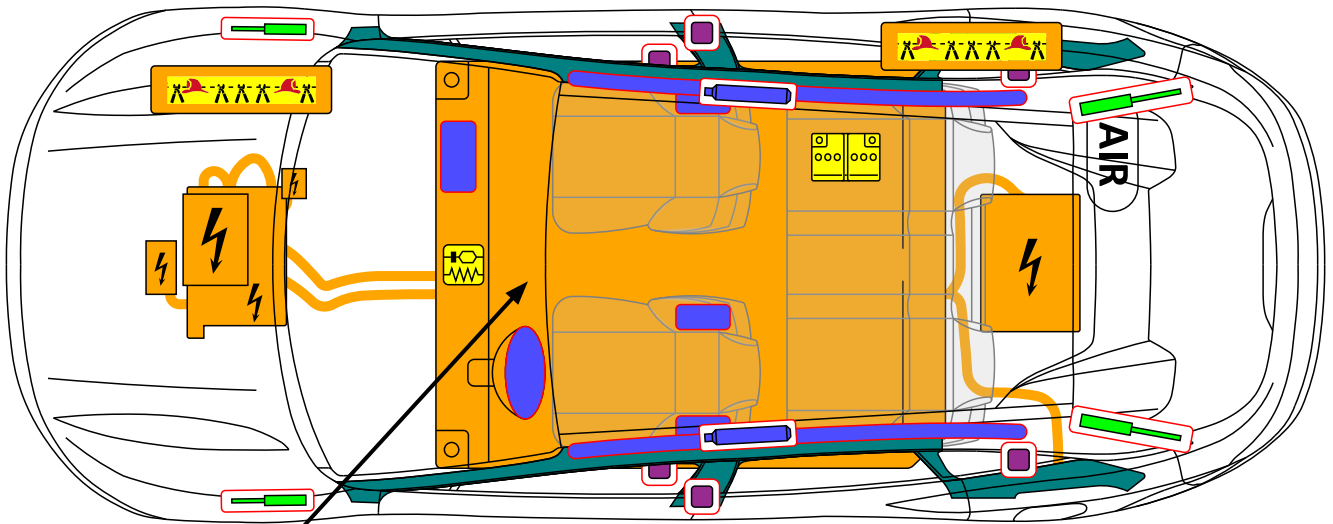
















ZEEKR

Zeekr 7GT
Type: 5dr Wagon
(2026 -)



800 V
Li-ion

-  Airbag
-  Stored gas inflator
-  Seat belt pretensioner
-  SRS control unit
-  Battery low voltage
-  Gas strut / Preloaded spring
-  Cable cut
-  High voltage component
-  Battery pack, high-voltage
-  High voltage power cable
-  Air tank
-  High strength zone

Internal reference

Version

Creation date

Page

Zeekr_7GT_Wagon_2026_5d_Electric_EN

01

04/2026

1 / 4



ZEEKR

Zeekr 7GT
Type: 5dr Wagon
(2026 -)




1. Identification / recognition



LACK OF ENGINE NOISE DOES NOT MEAN VEHICLE IS OFF. SILENT MOVEMENT OR INSTANT RESTART CAPABILITY EXISTS UNTIL VEHICLE IS SHUT DOWN. WEAR APPROPRIATE PPE.


Brand logo



Model name



Charge port




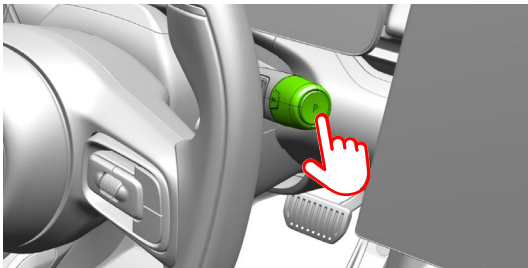
2. Immobilisation / stabilisation / lifting

Immobilise vehicle:

1. Block wheels
2. Push the P (park) button to select the P (park) position


Lifting points:

- Appropriate lifting points
- High voltage battery

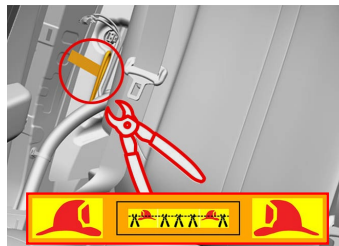
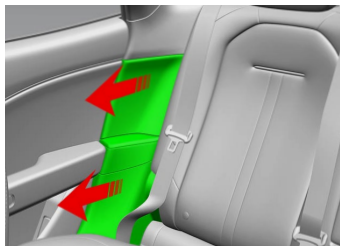


3. Disable direct hazards / safety regulations

Main method:



Alternative method:



Internal reference

Version

Creation date

Page

Zeekr_7GT__Wagon_2026_5d_Electric_EN

01

04/2026

2 / 4

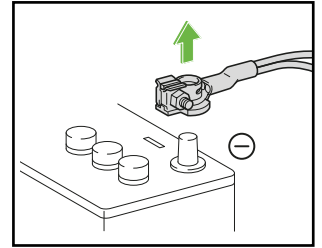
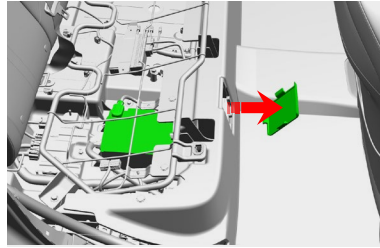
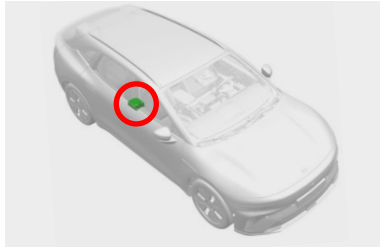
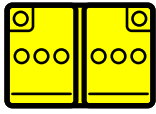


ZEEKR

Zeekr 7GT
Type: 5dr Wagon
(2026 -)



Disconnect 12 Volt battery




Safety instructions



Always assume the vehicle is powered, even if it is silent!
Make sure that the vehicle is immobilized and the propulsion system is deactivated; Never touch, cut, or open any orange high voltage power cable or high voltage component; In case of a collision with seat belt pretensioner activation / airbag deployment, the high voltage system will be disabled automatically. The restraint systems are still active. Wear appropriate PPE.

4. Access to the occupants

Steering wheel, tilt control



Manual

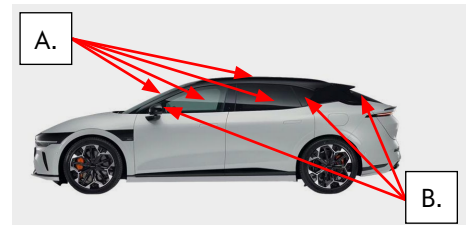


Electric

Seat adjustment




Glass types

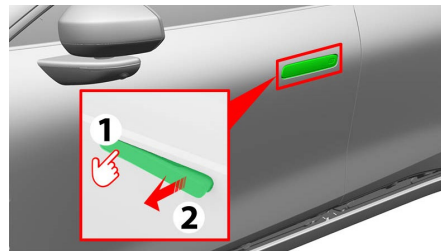


- A. Laminated glass
- B. Tempered glass


Opening side doors from outside with power



Opening side doors from outside without power



Opening side doors from inside without power



5. Stored energy / liquids / gases / solids

	800V	
	12V	
	HFC-1234yf 875 +/- 25 g	
	17 bar	



When conventional coolant leaks (check reservoir) from the high voltage (HV) battery cooling system, HV-battery can become unstable with risk of thermal runaway. An increasing HV-battery temperature might be an indicator of thermal runaway. Wear appropriate PPE.





ZEEKR

Zeekr 7GT
Type: 5dr Wagon
(2026 -)



6. In case of fire



Thermal propagation (TP) detection of the high voltage battery:

- The notification 'Battery overheating - Leave the car now' on the instrument panel and center display.
- Smoke or fire rising from under the vehicle close to the high voltage battery pack.



Extinguishing method for the high voltage (HV) battery:



LARGE AMOUNTS OF PURE WATER



POTENTIAL RISK OF HV-BATTERY FIRE RE-IGNITION / DELAYED FIRE! WEAR APPROPRIATE PPE.

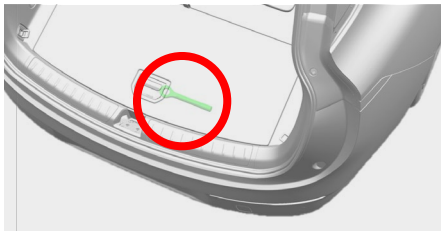


7. In case of submersion


- There is no increased risk of electric shock in water resulting from the high voltage system
- If possible, remove the vehicle from the water and continue with the deactivation procedure for this vehicle (see chapter 3)

8. Towing / transportation / storage


Recovery hook storage



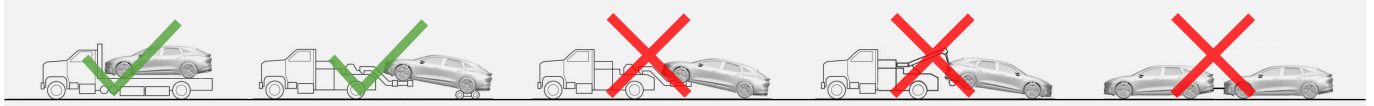
Location front hook



Location rear hook



Towing



STORE VEHICLE IN AN OPEN-AIR PARKING AT A SAFE DISTANCE $\geq 5M$ FROM OTHER OBJECTS OR VEHICLES!



POTENTIAL RISK OF HV-BATTERY FIRE RE-IGNITION / DELAYED FIRE! WEAR APPROPRIATE PPE.



10. Explanation of pictograms used

	Electric Vehicle		Flammable		Air-conditioning component
	Warning, Electricity		Hazardous to the human health		Use water to extinguish the fire
	General warning sign		Acute toxicity		Use thermal Infrared camera
	Warning; low temperature		Corrosives		
	Bonnet		Explosive		

Internal reference

Version

Creation date

Page

Zeekr_7GT__Wagon_2026_5d_Electric_EN

01

04/2026

4 / 4