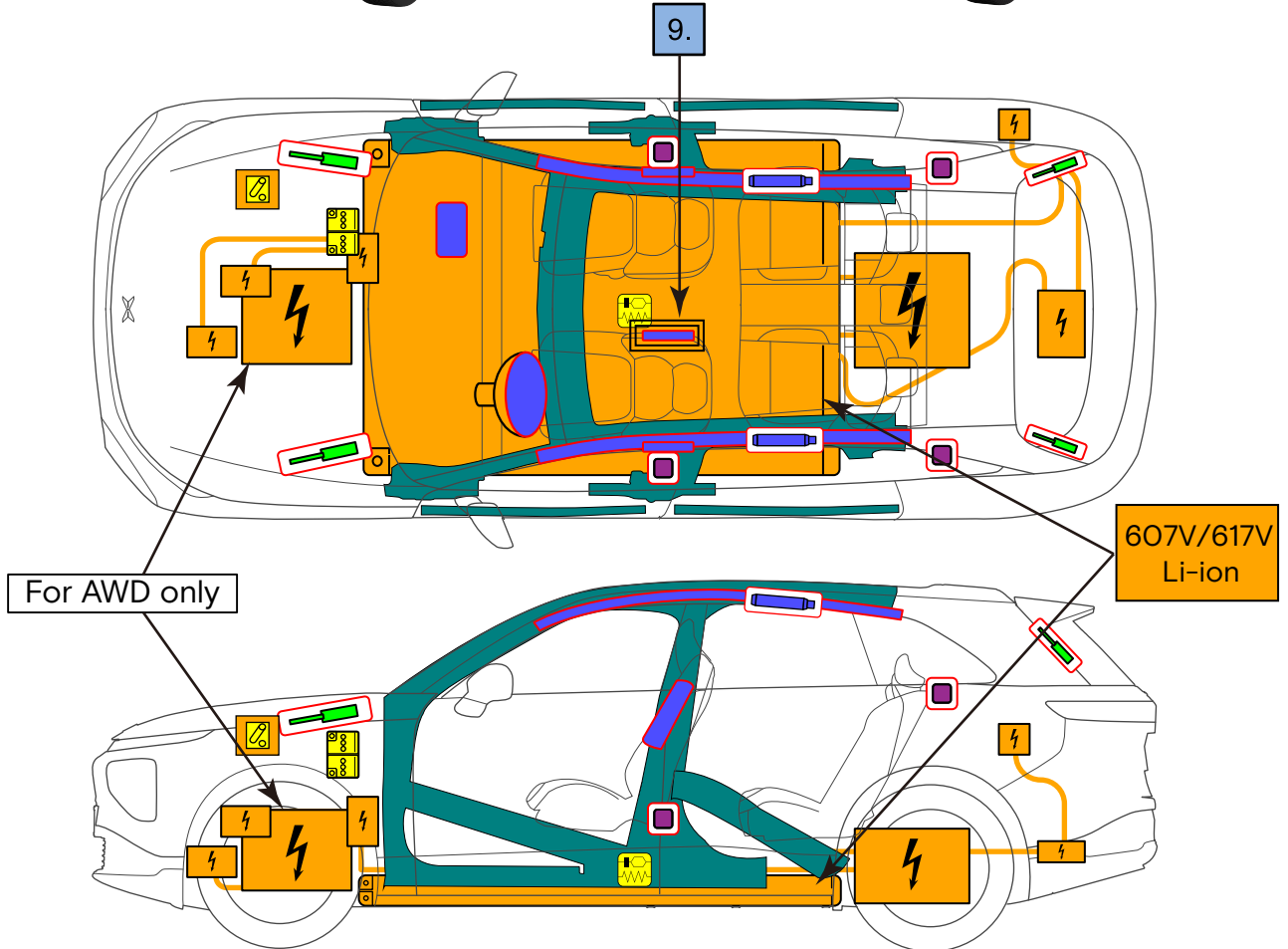




XPENG G9
5 doors SUV
From 2023



	Airbag		Stored gas inflator		Seat belt pretensioner		SRS control unit
	Battery Low Voltage		Gas strut/Preloaded spring		High strength zone		Zone requiring special attention
	High voltage component		Battery pack, high-voltage		High voltage power cable		Low voltage device that disconnects high voltage



XPENG G9
FROM 2023-PRESENT

ID No.

L1N-G9-2023-ERS

Version No.

01

Page No.

1/4




XPENG G9
5 doors SUV
From 2023



1. Identification / recognition

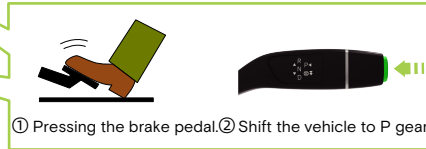


LACK OF ENGINE NOISE DOES NOT MEAN VEHICLE IS OFF: SILENT MOVEMENT OR INSTANT RESTART CAPABILITY EXISTS UNTIL VEHICLE IS FULLY SHUT DOWN. WEAR APPROPRIATE PPE.




2. Immobilisation / stabilisation / lifting

IMMOBILISE THE VEHICLE



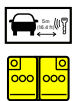
LIFTING POINTS



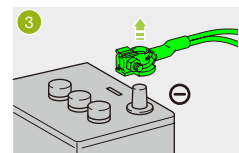
- Appropriate stabilisation-lifting points
- Appropriate stabilisation points vehicle on side
- High voltage battery

3. Disable direct hazards / safety regulations

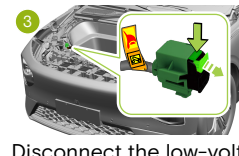
MAIN DISABLING METHOD



Press and hold for at least 5s.

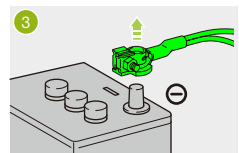
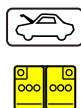


ALTERNATIVE DISABLING METHOD



Disconnect the low-voltage maintenance switch.

ACCESS TO 12V BATTERY



Do not touch, cut, or open high-voltage components and the high-voltage battery! Wear appropriate protective equipment!

In the event of an accident in which the airbags are deployed, the high-voltage system will be automatically deactivated. The high-voltage system is de-energised approximately 60 seconds after deactivation.



XPENG G9
FROM 2023-PRESENT

ID No.

L1N-G9-2023-ERS

Version No.

01

Page No.

2/4



XPENG G9
5 doors SUV
From 2023



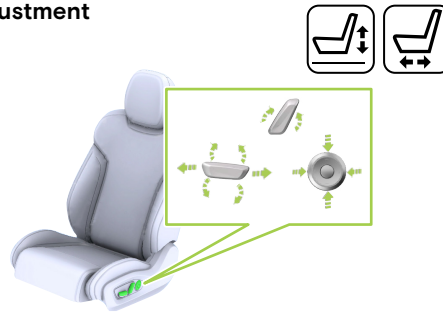
4. Access to the occupants

Door opening



Press the front end of the door handle. Pull the back end of the door handle to open the door.

Seat adjustment




Steering column adjustment

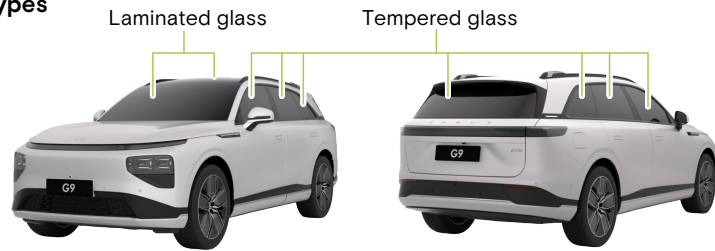


① Scroll to adjust the height of Steering Wheel.
② Scroll to adjust the Steering Wheel back and forth.

High strength body areas



Glass types



WHEN THE 12V BATTERY IS DISCONNECTED, ELECTRICAL COMPONENTS CANNOT BE OPERATED.

5. Stored energy / liquids / gases / solids

		12V
		607V/617V
		R1234yf 1240g±25g



When coolant leaks from the battery pack, it can become unstable with risk of thermal runaway. Check battery pack temperature with thermal imaging camera.



6. In case of fire



USE LARGE AMOUNTS OF WATER.



DO NOT SUBMERGE VEHICLE TO EXTINGUISH BATTERY!

7. In case of submersion

Proper PPE should be worn when handling any flooded vehicle. Pull the vehicle out of water as much as possible, immobilise the vehicle and disable the vehicle before starting any operation (see chapter 3). Tilt the vehicle to one side to allow water to drain out of the vehicle.



XPENG G9
FROM 2023-PRESENT

ID No.

L1N-G9-2023-ERS

Version No.

01

Page No.

3/4



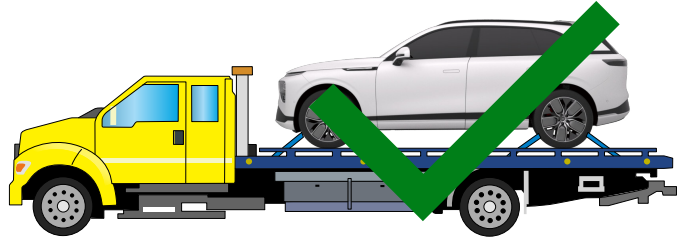
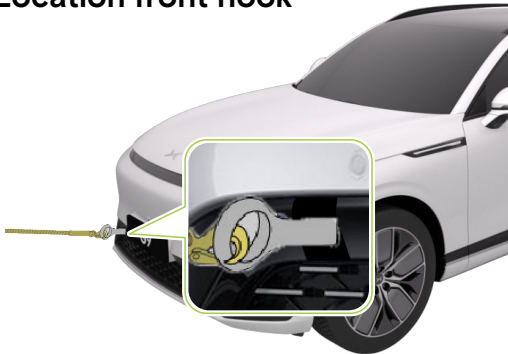
XPENG G9
5 doors SUV
From 2023



8. Towing / transportation / storage

STORE AT SAFE DISTANCE FROM OTHER VEHICLES!

Location front hook



Always transport with all four tires off of the ground.



BATTERY RE-IGNITION!



9. Important additional information



Driver's seat has a far side airbag in addition to the side airbag. Location of far side airbag is shown in the mark.

9. on page 1.

First Responder information can be found at <https://www.heypeng.com/no/user-manual>

10. Explanation of pictograms used

	Electric Vehicle		Air-conditioning component		Acute toxicity
	Warning, Electricity		Flammable		Remove smart key
	General warning sign		Hazardous to the human health		Seat height adjustment
	Use water to extinguish the fire		Corrosives		Seat adjustment, longitudinal
	Use thermal Infrared camera		Explosive		Steering wheel, tilt control
	Bonnet		Environmental hazard		Warning; low temperature



XPENG G9
FROM 2023-PRESENT

ID No.

L1N-G9-2023-ERS

Version No.

01

Page No.

4/4