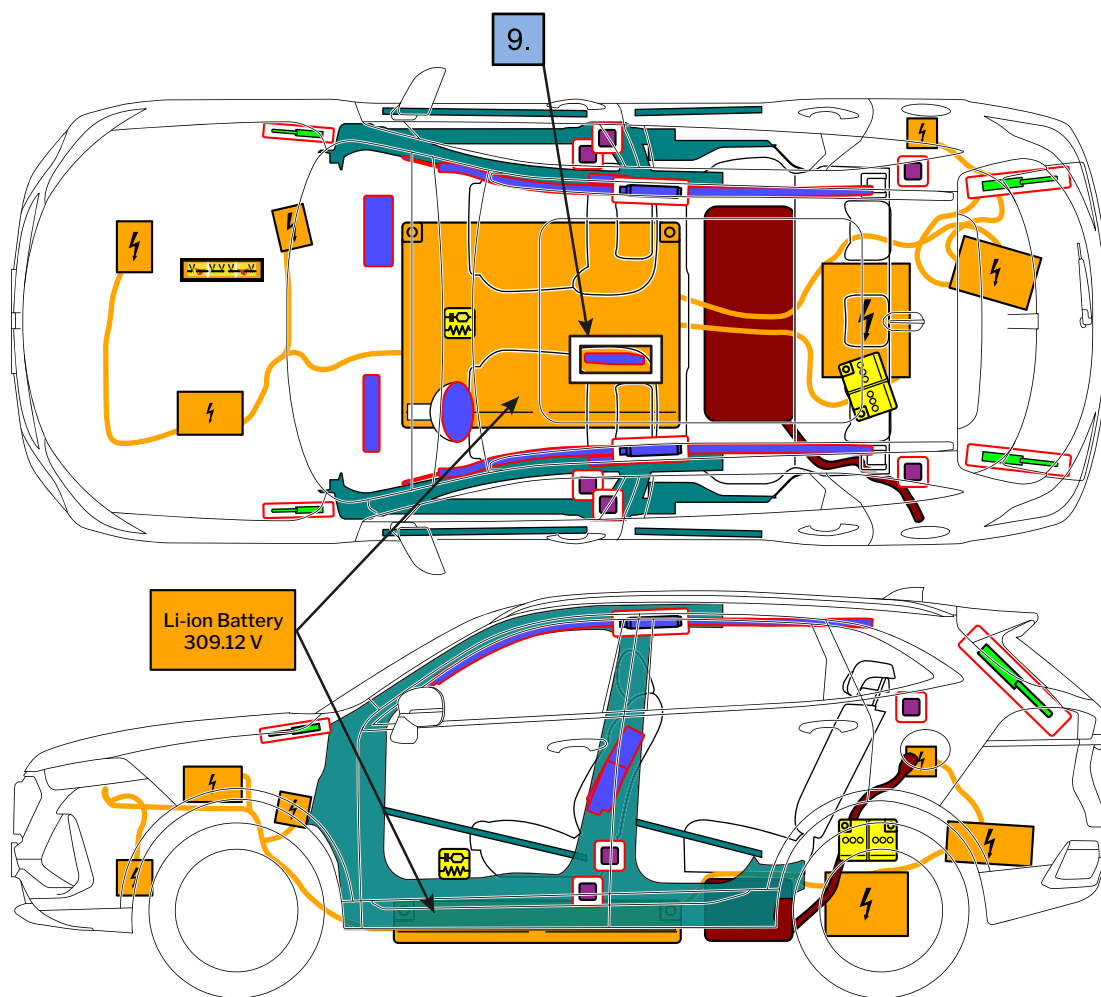




WEY COFFEE 02

SUV

From 11/2022



Legend

| | | | | | | | | | |
|--|----------------------------|--|------------------------------------|--|----------------------------------|--|---------------------------|--|------------------------------------|
| | Airbag | | Stored gas inflator | | Seat belt pretensioner | | SRS control unit | | Battery low voltage |
| | Gas strut/Preloaded spring | | High strength zone | | Zone requiring special attention | | High voltage battery pack | | High voltage power cable/component |
| | Cable cut | | Fuel tank content gasoline/ethanol | | High voltage component | | | | |

This overview shows the maximum range of equipment of the vehicle.

ID No.

Version No.

Page No.


LGW-WEY-V61PHEVG

V1

1/4

| | | | |
|--|---|--|--|
|  | WEY COFFEE 02 SUV From 11/2022 |  | |
|--|---|--|--|

1. Identification / recognition



LACK OF ENGINE NOISE DOES NOT MEAN VEHICLE IS OFF. SILENT MOVEMENT OR INSTANT RESTART CAPABILITY EXISTS UNTIL VEHICLE IS FULLY SHUT DOWN. WEAR APPROPRIATE PPE.



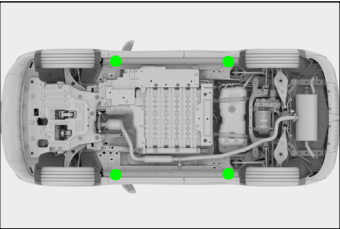
2. Immobilisation / stabilisation / lifting

Immobilise and stabilise the vehicle



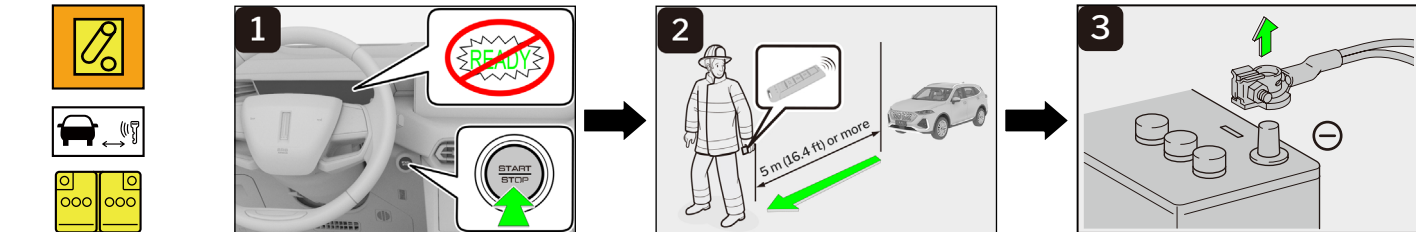
- Apply parking brake;
- Press “P” button;
- Shut power off.

Lifting points

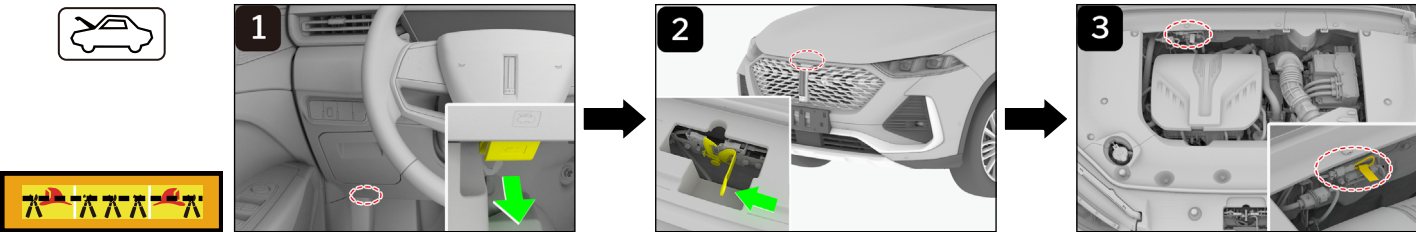


3. Disable direct hazards / safety regulations

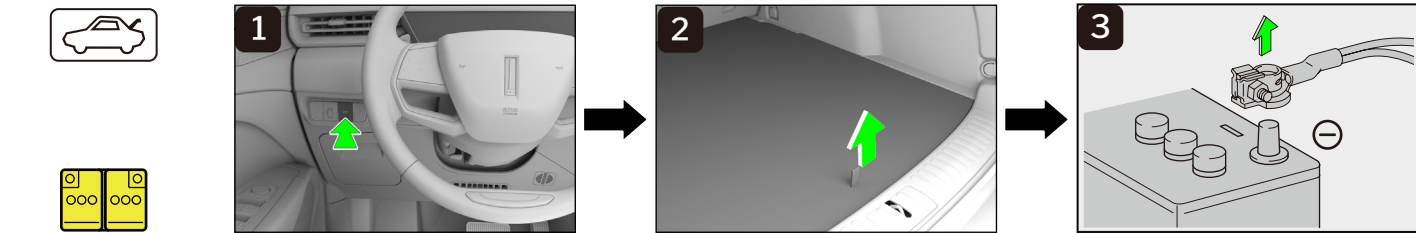
MAIN DISABLING METHOD



ALTERNATIVE DISABLING METHOD



ACCESS TO 12V BATTERY




| | | | |
|--|---|--|--|
|  | WEY COFFEE 02 SUV From 11/2022 |  | |
|--|---|--|--|

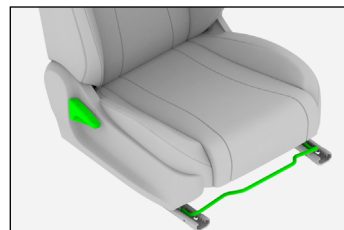
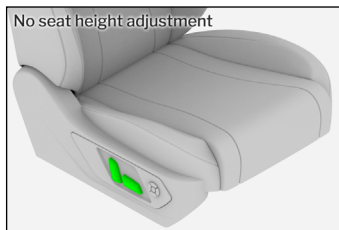
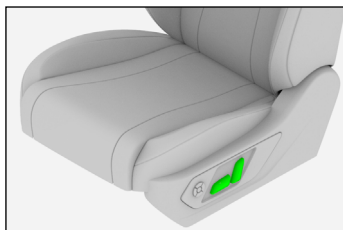
4. Access to the occupants

WHEN THE 12 V BATTERY IS DISCONNECTED, ELECTRICAL COMPONENTS CANNOT BE OPERATED.

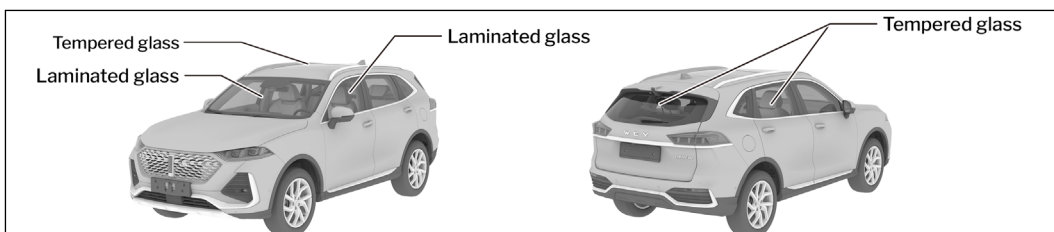
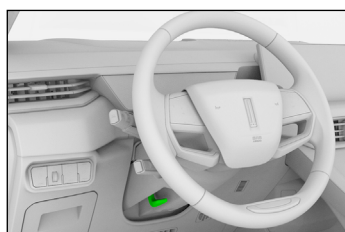
High strength zone











Seat adjustment



Steering column adjustment Glass types



5. Stored energy / liquids / gases / solids

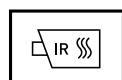
| | | |
|---|---|--------------|
|  |  | 12 V Battery |
|  |  | 309.12 V |
|  |  | 55 L |
|  |  | 680±10 g |

6. In case of fire



USE LARGE AMOUNTS OF WATER.

If it is difficult to apply copious amounts of water to the high voltage battery, it is recommended to allow the high voltage battery to burn itself out.



BATTERY RE-IGNITION!



DO NOT SUBMERGE VEHICLE TO EXTINGUISH BATTERY.

7. In case of submersion

Proper personal protective equipment should be worn when handling any flooded vehicle. Pull the vehicle out of water as much as possible, immobilise the vehicle and disable the vehicle before starting any operation (see chapter 3).


| | | | |
|--|------------------|--------------------|-----------------|
| This overview shows the maximum range of equipment of the vehicle. | ID No. | Version No. | Page No. |
| | LGW-WEY-V61PHEVG | V1 | 3/4 |

| | | | |
|--|---|--|--|
|  | WEY COFFEE 02 SUV From 11/2022 |  | |
|--|---|--|--|

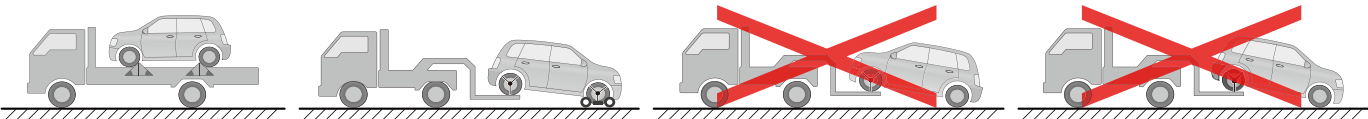
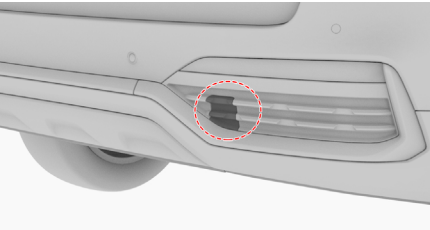
Tilt the vehicle to one side to allow water to drain out of the vehicle.

8. Towing / transportation / storage

Location front hook




Location rear hook



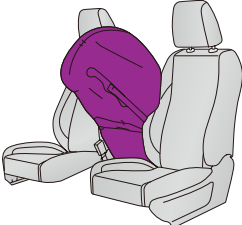


STORE AT SAFE DISTANCE FROM OTHER VEHICLES !






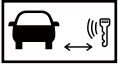










 BATTERY RE-IGNITION !

9. Important additional information



Driver's seat has a far side airbag in addition to the side airbag. Location of far side airbag is shown in the mark **9.** on page 1.

10. Explanation of pictograms used

| Pictogram | Designation | Pictogram | Designation | Pictogram | Designation |
|---|--|---|-----------------------------|---|----------------------------------|
|  | Low voltage device that disconnects high voltage |  | Flammable |  | Hazardous to the human health |
|  | Remove smart key |  | Explosive |  | Use water to extinguish the fire |
|  | Boot |  | Corrosives |  | Warning, Electricity |
|  | Bonnet |  | Use thermal Infrared camera |  | General warning sign |
|  | Air-conditioning component | | | | |