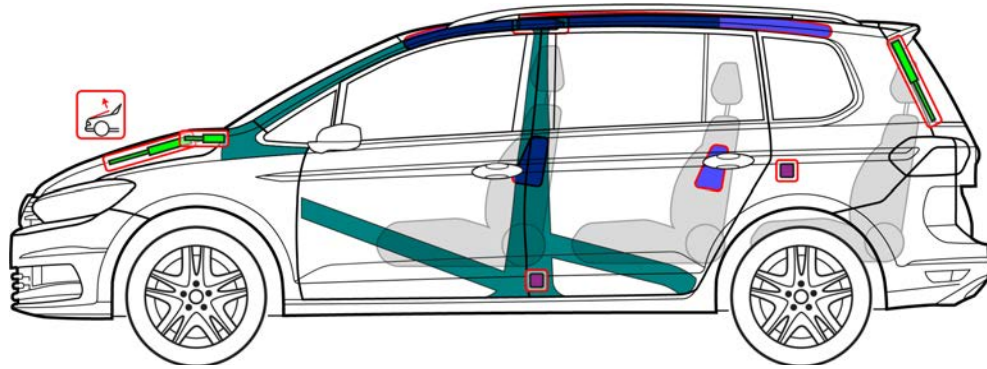
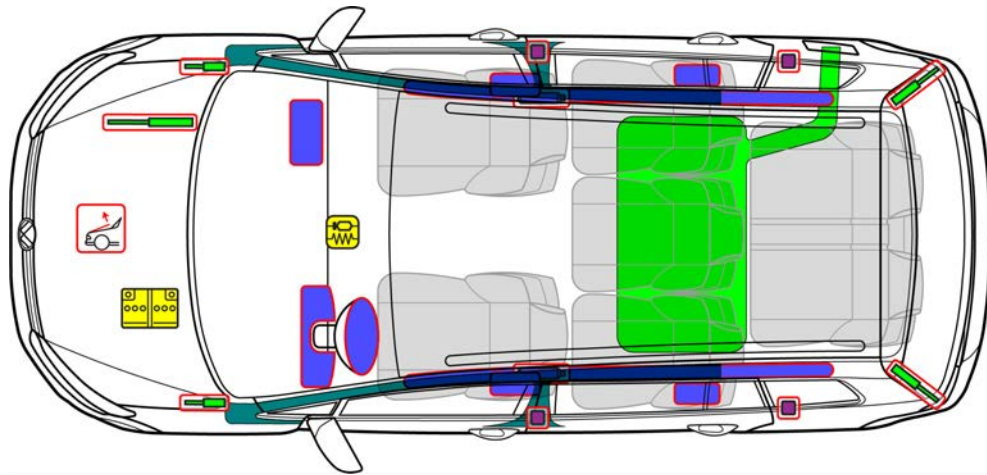




# Volkswagen Touran

5-door model, as of 2015



**Note:** The illustration shows the maximum possible range of equipment.

	Airbag		Stored gas inflator		Seat belt pretensioner		SRS control unit		Pedestrian protection active system
	Automatic rollover protection system		Gas strut / Preloaded spring		High strength zone		Zone requiring special attention		
	Battery low voltage		Ultra-capacitor, low voltage		Fuel tank		Gas tank		Safety valve
	Battery pack, high-voltage		High voltage power cable		High voltage device that disconnects high voltage		Fuse box, disabling high-voltage system		High voltage ultra-capacitor



# Volkswagen Touran

5-door model, as of 2015

## 1. Identification / recognition



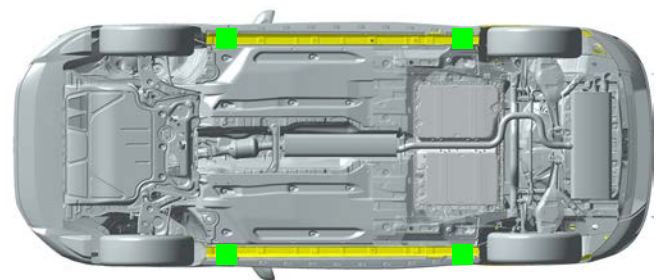
## 2. Immobilisation / stabilisation / lifting


### Immobilize the vehicle

Apply the parking brake  
With a manual gearbox: move the gear selector lever to the neutral position.



### Lifting points



 Suitable lifting points

### Turn off the ignition



Press the "START-STOP" button in the center console or turn the ignition key to the "OFF position" and remove it.



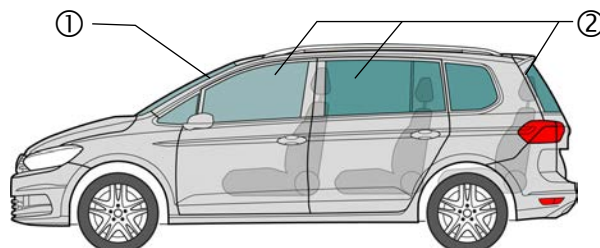
## 3. Disable direct hazards / safety regulations

### Disconnect the 12-volt battery



In the engine compartment  
Disconnect the earth connection (-)

## 4. Access to the occupants



### Glass types:


- ① Laminated safety glass
- ② Toughened safety glass



# Volkswagen Touran

5-door model, as of 2015

## 5. Stored energy / liquids / gases / solids



petrol or diesel  
max. 58 l



12 V

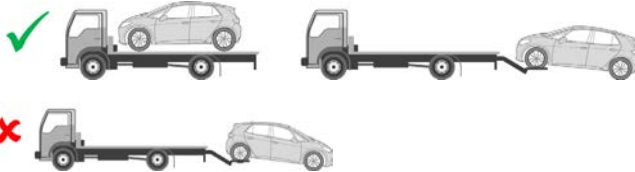
## 6. In case of fire



## 7. In case of submersion

Allow the water to drain off after the vehicle has been recovered. Wear appropriate protective equipment!

## 8. Towing / transportation / storage



Do not tow a vehicle that has been involved in an accident on its drive axles.

## 9. Important additional information

## 10. Explanation of pictograms used

Flammable	Corrosive	Hazardous to the human health	Environmental hazard	Petrol vehicle	Diesel vehicle	Use water to extinguish the fire	Remove smart key
Release the bonnet							