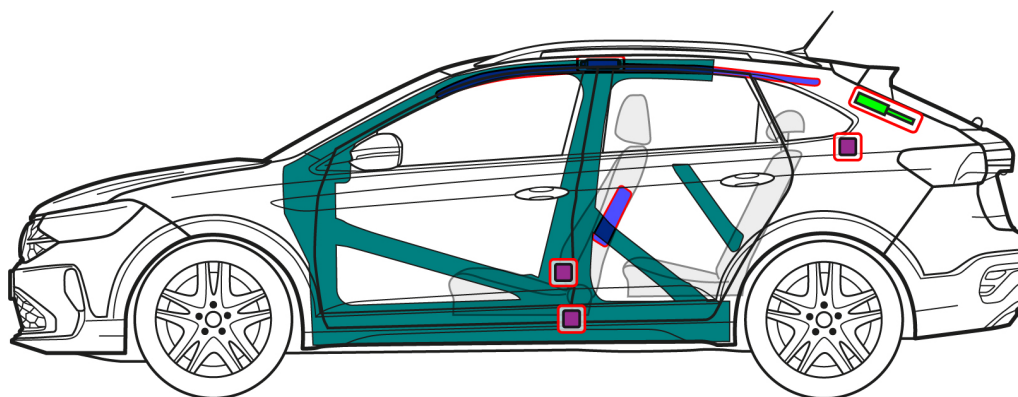
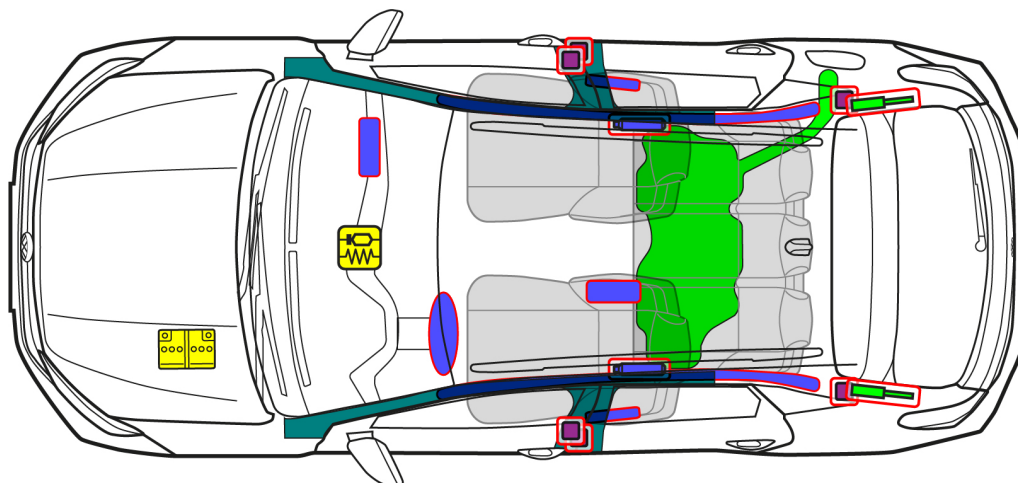




Volkswagen Taigo

5-door Model, as of 2021



Note: The illustration shows the maximum possible range of equipment.

	Airbag		Stored gas inflator		Seat belt pretensioner		SRS control unit		Pedestrian protection active system
	Automatic rollover protection system		Gas strut / preloaded spring		High-strength zones		Special attention		
	Battery pack, low-voltage		Ultracapacitor, low-voltage		Fuel tank		Gas tank		Safety valve
	Battery pack, high-voltage		High-voltage power cable		High-voltage disconnect		Fuse box, disabling high-voltage system		Ultracapacitor, high-voltage



Volkswagen Taigo

5-door Model, as of 2021

1. Identification / recognition




2. Immobilisation / stabilisation / lifting

Immobilize the vehicle

Apply the parking brake.



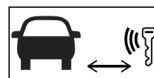
Lifting points



Suitable lifting points

Turn off the ignition

Remove the ignition key from the steering column or press the "Start Stop" button in the center console.



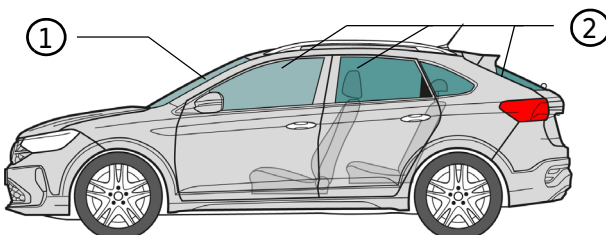
3. Disable direct hazards / safety regulations

Disconnect the 12-volt battery



Disconnect the earth connection (-) in the engine compartment

4. Access to the occupants



Glass types:

- ① Composite safety glass
- ② Single-layer safety glass



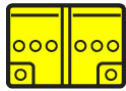
Volkswagen Taigo

5-door Model, as of 2021

5. Stored energy / liquids / gases / solids



45 l



12 V

6. In case of fire

7. In case of submersion

8. Towing / transportation / storage



Do not tow a vehicle that has been involved in an accident on its drive axles.

9. Important additional information

10. Explanation of pictograms used



flammable



Hazardous to the human health



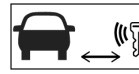
Environmental hazard



Petrol vehicle



Release the bonnet



Remove smart key