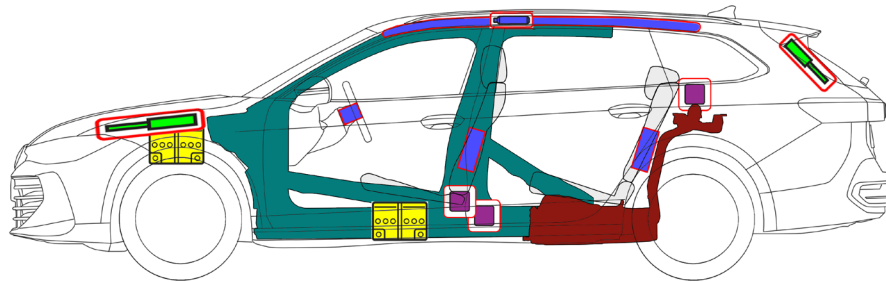
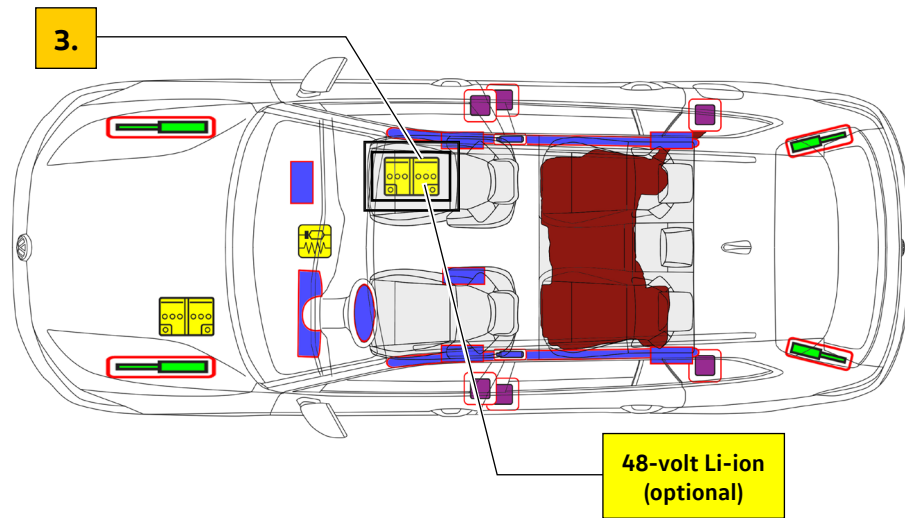




Volkswagen Passat

Estate, from 2024

5 doors, 5 seats



	Airbag		Stored gas inflator		Seat belt pretensioner		SRS control unit		Fuel tank content gasoline
	Gas strut/preloaded spring		High strength zone		Battery low voltage		Zone requiring special attention		



Volkswagen Passat

Estate, from 2024

5 doors, 5 seats

1. Identification / recognition

Lettering




2. Immobilisation / stabilisation / lifting


Immobilising the vehicle



1. Apply the electric parking brake.
2. Secure the vehicle so it cannot roll away.

Lifting points



 Suitable lifting points

3. Disable direct hazards / safety regulations

Switching off the ignition



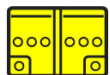
Press the "Engine Start/Stop" button in the centre console without engaging the brake pedal.



Keep the vehicle key, key card and/or smartphone with the app at least five metres away from the vehicle wherever possible.



Disconnecting the 12-volt battery



In the engine compartment
Disconnect the negative battery terminal



Volkswagen Passat

Estate, from 2024

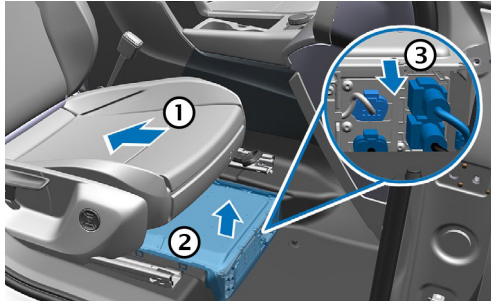
5 doors, 5 seats



Disconnecting the 48-volt battery

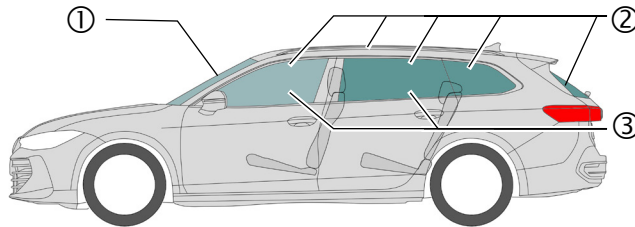
In the event of accidents where the airbag is deployed, the 48-volt vehicle electrical system will be deactivated automatically as soon as airbag deployment has been detected. After "Ignition off", the 48-volt vehicle electrical system will also be deactivated.

For all other cases, the 48-volt vehicle electrical system can be deactivated as follows:



- ① Move the right seat all the way back.
- ② Remove the battery cover in the footwell on the right-hand side of the vehicle.
- ③ Unplug all connectors.

4. Access to the occupants



Glass types:

- ① Composite safety glass
- ② Single-pane safety glass
- ③ Composite safety glass, optional

5. Stored energy / liquids / gases / solids



Gasoline or diesel,
max. 66 l



12 V



48 V
Lithium-ion

6. In case of fire



Lithium-ion batteries can self-ignite or reignite after firefighting measures have been taken!

Use appropriate personal protective equipment!



7. In case of submersion

Once the vehicle has been recovered, let the water drain out and disconnect the battery or batteries (see chapter 3). Use appropriate personal protective equipment!



Volkswagen Passat

Estate, from 2024

5 doors, 5 seats

8. Towing / transportation / storage



Lithium-ion batteries can self-ignite or reignite after firefighting measures have been taken!
Use appropriate personal protective equipment!



If a vehicle has been involved in an accident, do not tow it on its drive axles.

9. Important additional information

Volkswagen Emergency Services Rescue Sheets: www.volkswagen.de

10. Explanation of pictograms used

Flammable	Corrosives	Hazardous to the human health	Environmental hazard	Vehicle on fuel of liquid group 2	Vehicle on fuel of liquid group 1	Use water to extinguish the fire	Remove smart key
Use thermal Infrared camera	Release the bonnet						