


	Airbag		Stored gas inflator		Belt tensioner		SRS control unit		Fuel tank, petrol or diesel
	Battery low voltage		Gas strut / Preloaded spring		High strength zone		Zone requiring special attention		

1. Identification / recognition

Lettering




Optional wing doors



- Two vehicle lengths
- Optionally without rear glazing


2. Immobilisation / stabilisation / lifting

Immobilising the vehicle



- 1 Press the "P" button in the centre console
- 2 Operate the electronic parking brake in the centre console
- 3 Secure the vehicle to prevent it from rolling away

Lifting points



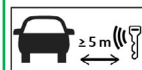
Appropriate lifting points

3. Disable direct hazards / safety regulations

Switching off the ignition



Turn the ignition key to position "0" and remove or press "Start/Stop" button in centre console without pressing the brake pedal.

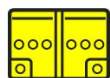


Remove vehicle key, key card and/or smartphone app so that they are more than 5 m away from the vehicle if possible.

Disconnecting the 12-volt vehicle battery



In the engine compartment
Disconnect the negative battery terminal

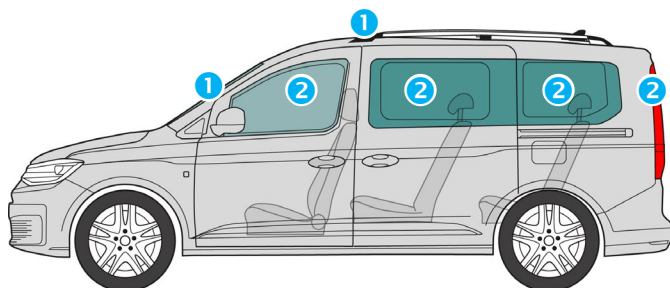


The 12-volt electrical system is used for functions such as unlocking and opening electrically operated doors and flaps, and for electric seat adjustment.



After disconnecting the 12-volt vehicle electrical system voltage, the airbags are deactivated. Unignited airbags can be triggered by heat in the event of a fire!

4. Access to the occupants



Glass types:

- ① Laminated glass
- ② Tempered glass

5. Stored energy / liquids / gases / solids



55 l



12 V

6. In case of fire



7. In case of submersion

After recovery, allow the water to drain and disconnect the battery/batteries (see section 3). Wear appropriate personal protective equipment!

8. Towing / transportation / storage



Do not tow away a vehicle that has been in an accident on the drive axles.

9. Important additional information

The front position of the gas generator applies to vehicles with only one row of seats.
The rear position of the gas generator applies to vehicles with two or three rows of seats.

Volkswagen Guideline for Rescue Services: www.volkswagen.de

10. Explanation of pictograms used

Flammable	Hazardous to human health	Environmental hazard	Fuel tank, diesel	Fuel tank, petrol	Use plenty of water to extinguish the fire	Use IR thermal infrared camera	Remove smart key
Unlock bonnet							