

	Airbag		Stored gas inflator		Seat belt pretensioner		SRS control unit		Gas strut / preloaded spring
	High strength zones		Battery low voltage		Fuel tank Diesel				

1. Identification / recognition

Logo



styling bar optional




2. Immobilization / stabilization / lifting


Immobilize the vehicle

Apply electric or mechanical parking brake
With a manual gearbox: move the gear selector lever to the neutral position.



Lifting points



 suitable lifting points

Turn off the ignition



Press the START-STOP button on the steering column or remove the ignition key



A key card or a smartphone app can also be used instead of a remote control key.

3. Disable direct hazards / safety regulations

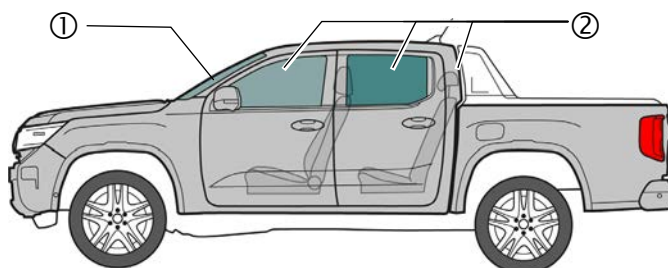
Disconnect the 12-volt battery



In the engine compartment
Disconnect the negative (-) terminal of the battery



4. Access to the occupants



Glas types:

- ① Laminated safety glass
- ② Toughened safety glass

electrical seat-adjustment



mechanical seat adjustment



mechanical steering column adjustment



5. Stored energy / liquids / gases / solids



Diesel max. 80 l



12 V

6. In case of fire



7. In case of submersion

Allow the water to drain off after the vehicle has been recovered. Wear suitable safety equipment.

8. Towing / transportation / storage



Do not tow a vehicle that has been involved in an accident on its drive axles.



10. Explanation of pictograms used



flammable



corrosive



Hazards to the human health



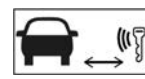
Environmental hazard



Diesel vehicle



Use water to extinguish the fire



Remove smart key



Release the bonnet