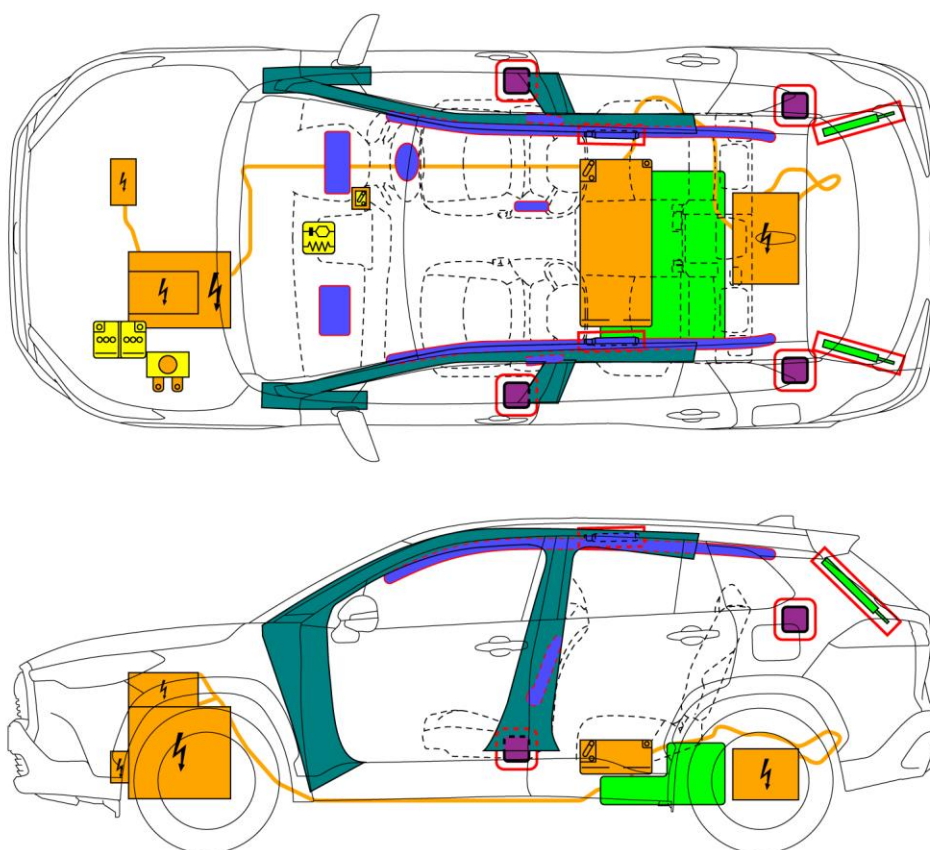




# TOYOTA COROLLA CROSS HYBRID

2020-06



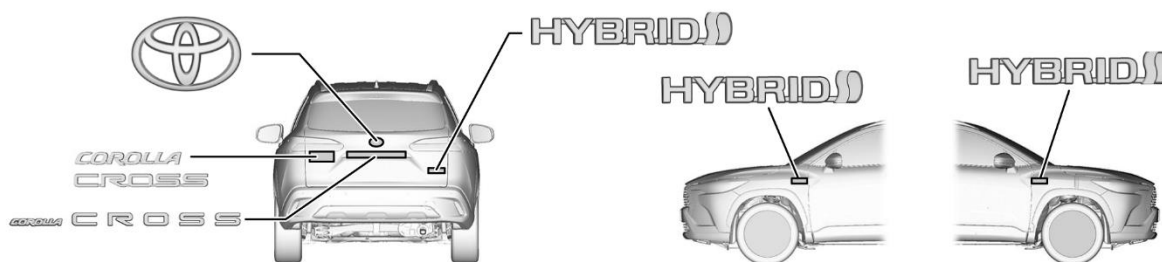
	Airbag		Stored gas inflator		Seat belt pretensioner		SRS control unit		Pedestrian protection active system
	Automatic rollover protection system		Gas strut / Preloaded spring		High strength zone		Zone requiring special attention		
	Battery low voltage		Ultra capacitor, low voltage		Fuel tank		Gas tank		Safety valve
	High voltage battery pack		High voltage power cable / component		High voltage disconnect		Fuse box disabling high voltage system		Ultra capacitor, high voltage
	Low voltage device that disconnects high voltage								
ID No.		Version No.		Version date		Page			
COROLLACROSSHV10		01		07 / 2022		1 / 4			

## 1. Identification / Recognition



Lack of engine noise does not mean vehicle is off. Silent movement or instant restart capability exists until vehicle is fully shut down.

### ■ Location of vehicle badges

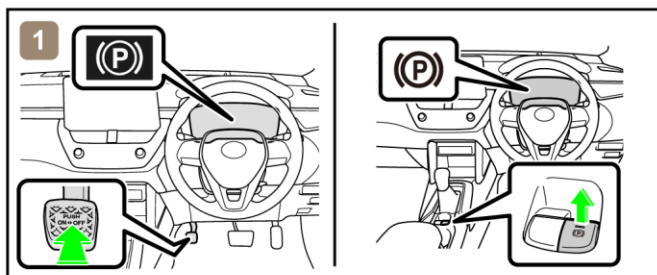


### ■ Energy source: Lithium-ion battery, Nickel metal hydride battery

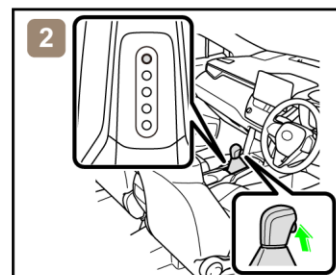


## 2. Immobilisation / Stabilisation / Lifting

### ■ Completely immobilize the vehicle



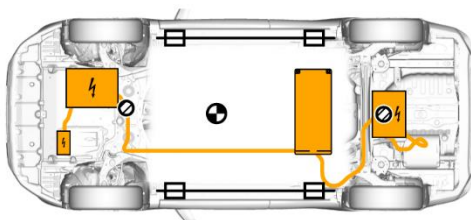
1) Chock the wheels and engage the parking brake.



2) Move the shift lever to the park (P) position.

### ■ Stabilisation-lifting point

Place cribbing such as wooden blocks at the four points under the front and rear pillars.



Extra Reinforced Lifting Points



Standard Jack Locations



Vehicle Center of Gravity



Do not place cribbing such as wooden blocks or rescue air lifting bags under the exhaust system, fuel system or high voltage power cables. Doing so may result in fuel leaks, fire, or electric shock.

	ID No.	Version No.	Version date	Page
	COROLLACROSSHV10	01	07 / 2022	2 / 4

### 3. Disable direct hazards / Safety regulations

- If any of the following systems are required to be operated, operate them **BEFORE** disconnecting the battery.

Power door lock  
Power Back door  
Electric parking brake

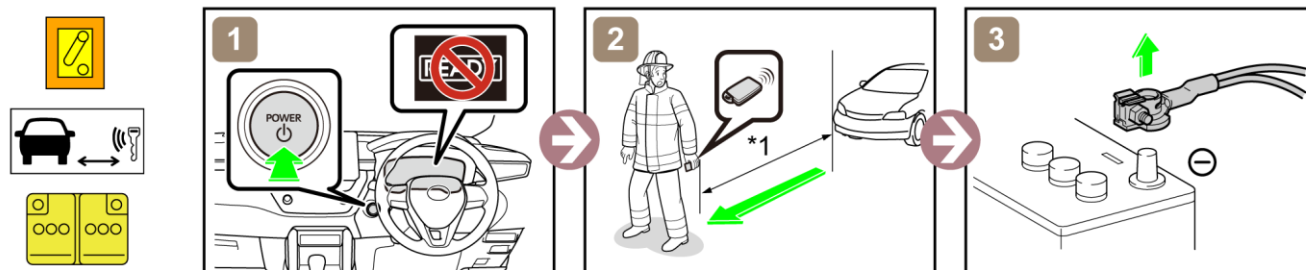
Power window  
Moon roof  
Panoramic moon roof

Back door opener  
Power seat

When the 12 V battery is disconnected, electrical components cannot be operated.

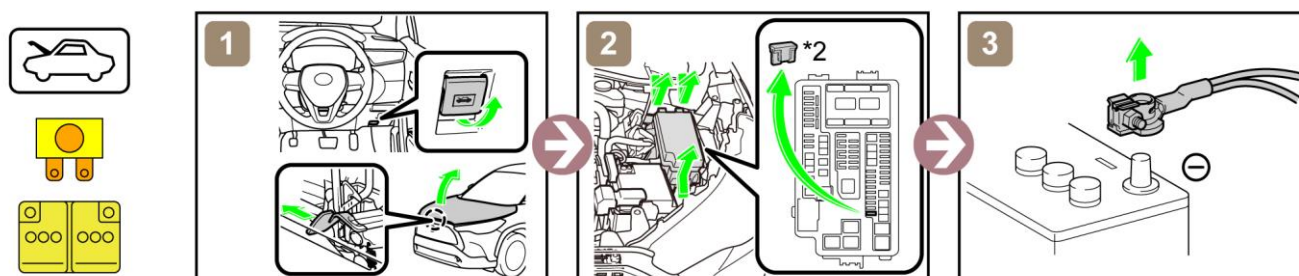
- Perform procedure Main or Alternative to completely shut off the vehicle.

<Main Procedure>



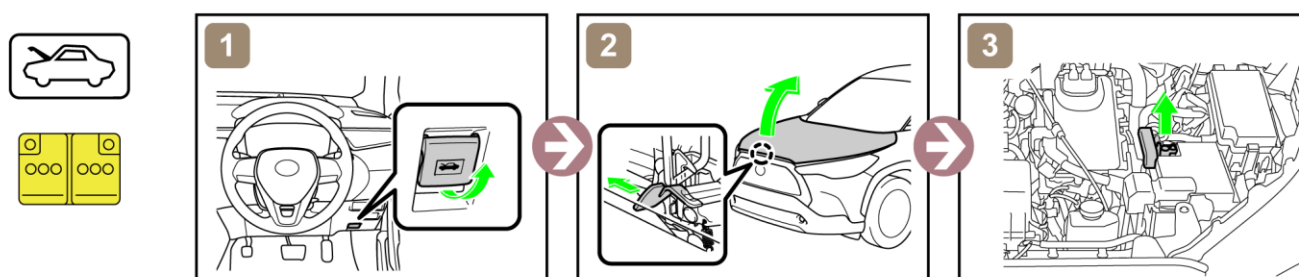
\*1: 5 m (16.4 ft) or more

<Alternative Procedure>



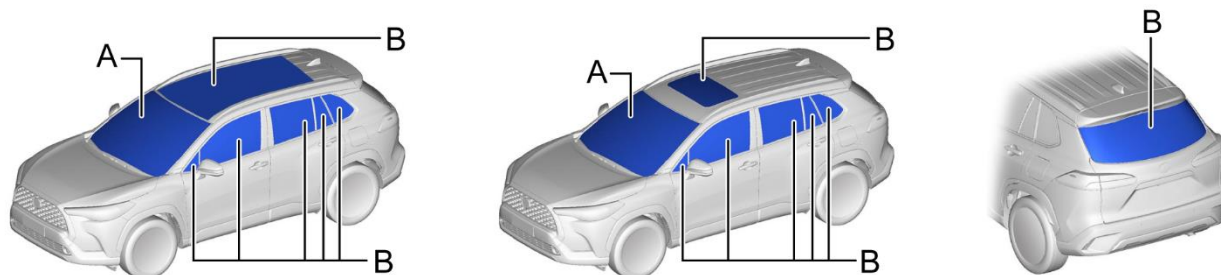
\*2: IG2-MAIN FUSE (20 A YELLOW)

- Access to 12 V Battery



### 4. Access to the occupants

- Window Glass



A	Laminated	B	Tempered
---	-----------	---	----------

ID No.	Version No.	Version date	Page
COROLLACROSSHV10	01	07 / 2022	3 / 4

## 5. Stored energy / Liquids / Gases / Solids



- High Voltage Li-ion Battery
- High Voltage Ni-MH Battery



12 V Battery



Gasoline Tank: 36 L, 43L



- Always wear appropriate personal protective equipment (PPE) when dealing with any of these items.
- Never breach or remove the battery assembly cover under any circumstances, including fire. Doing so may result in serious injury or death from severe burns or electric shock.

## 6. In case of fire



USE COPIOUS AMOUNTS OF WATER

If it is difficult to apply copious amounts of water to the high voltage battery, it is recommended to allow the high voltage battery to burn itself out.



RE-IGNITION POSSIBLE !

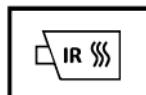
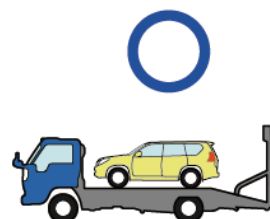
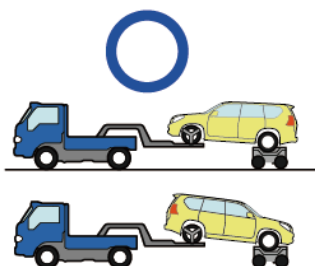



## 7. In case of submersion



Do not touch any of the high-voltage components or cables, including the service plug, while the vehicle is submerged. Doing so may result in electric shock.  
Work on the vehicle only after the vehicle has been pulled out of the water.

## 8. Towing / Transportation / Storage



RE-IGNITION POSSIBLE !

Store the vehicle at a safe distance (15 m (49.2 ft) or more) from other vehicles.

## 9. Important additional information

For further details, please refer to "Emergency Response Guide".  
<http://www.toyota-tech.eu>

	ID No.	Version No.	Version date	Page
	COROLLACROSSHV10	01	07 / 2022	4 / 4