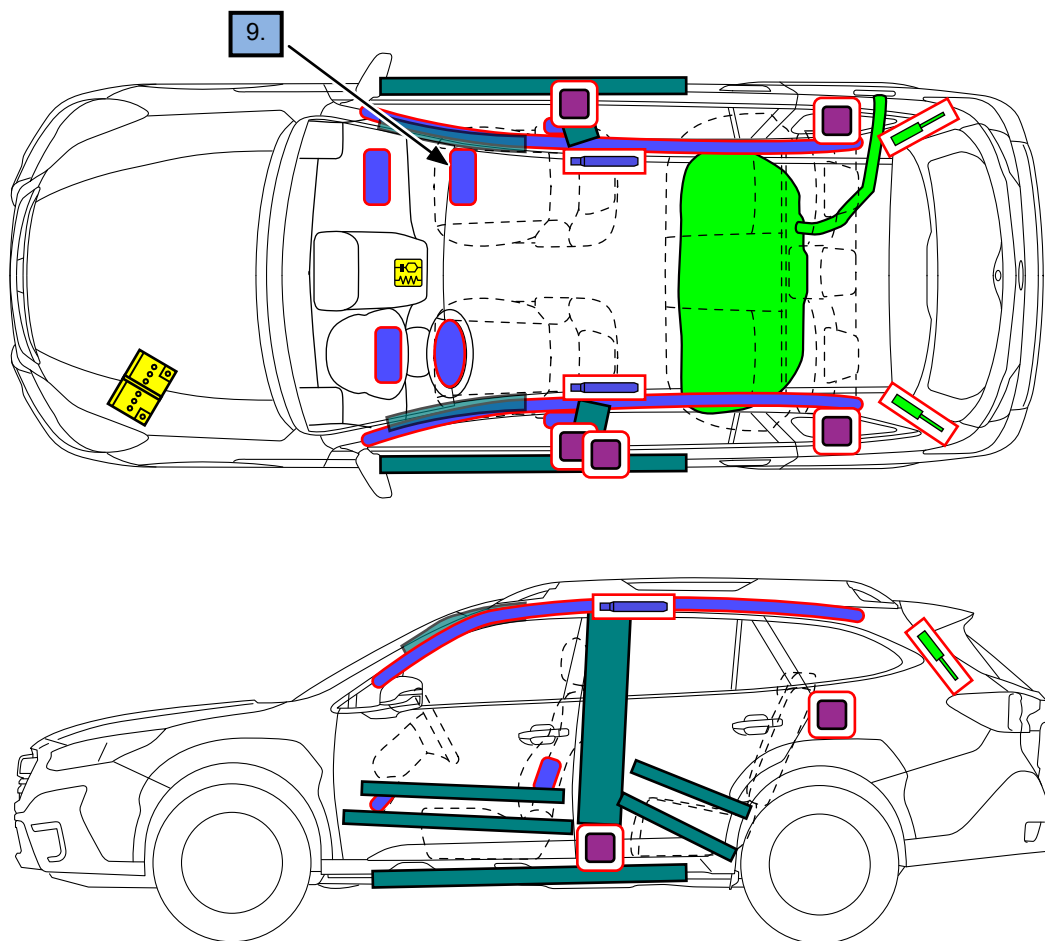






**SUBARU**

## SUBARU OUTBACK


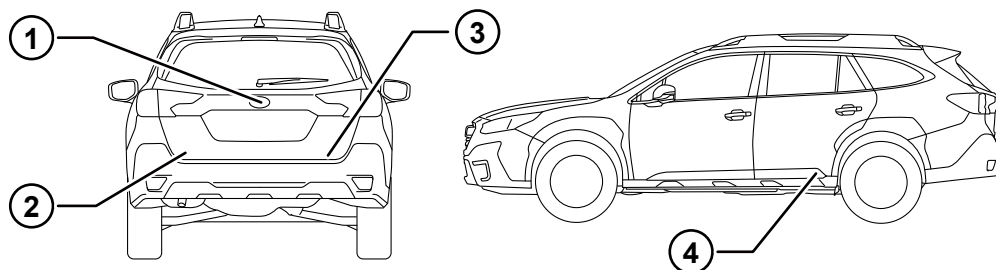
5 door wagon  
2021-



	Airbag		Stored gas inflator		Seat belt pretensioner		SRS control unit		Pedestrian protection active system
	Automatic rollover protection system		Gas strut / Preloaded spring		High strength zone		Zone requiring special attention		
	Battery low voltage		Ultra capacitor, low voltage		Fuel tank		Gas tank		Safety valve
ID No.			Version No.		Version date		Page		
JF1-T2590GE			01		01/2021		1 / 4		

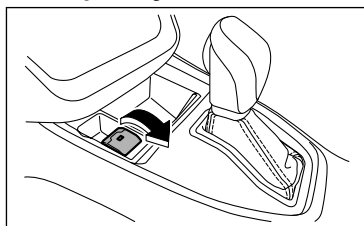
## 1. Identification / Recognition

### ■ Location of vehicle badges

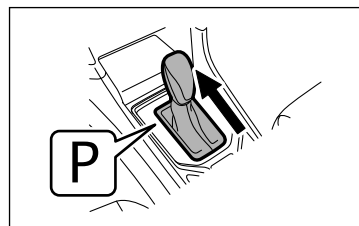


## 2. Immobilisation / Stabilisation / Lifting

### ■ Completely immobilize the vehicle



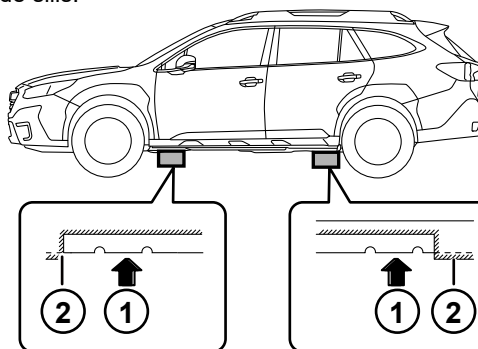
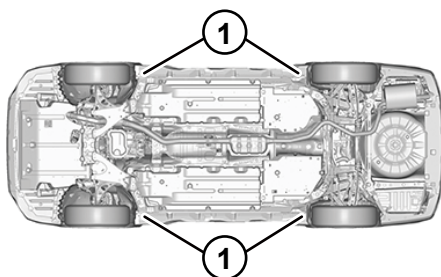
1. Chock wheels and set the parking brake.



2. Shift the select lever to the Park position.

### ■ Stabilisation-lifting point

Crib at 4 points directly under the front and side sills.



① Cribbing Points

② Side Sill Garnish

## 3. Disable direct hazards / Safety regulations

### ■ If any of the following systems are required to be operated, operate them BEFORE disconnecting the battery.

Power door lock  
Electric parking brake

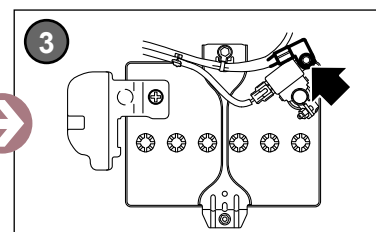
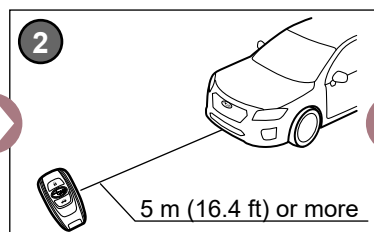
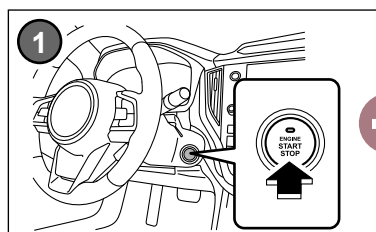
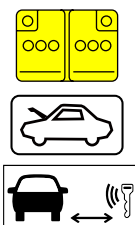
Power window  
Power seat controls

Rear gate opener

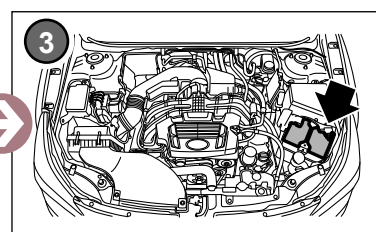
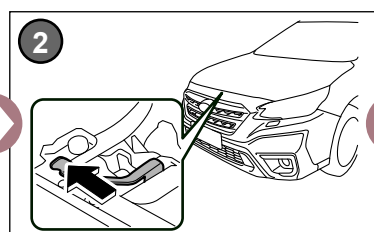
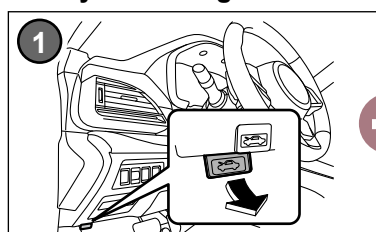
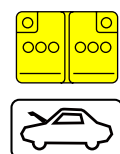


Once the 12 Volt auxiliary battery is disconnected, power controls will not operate.

### ■ Perform procedure Main or Alternative to completely shut off the vehicle.

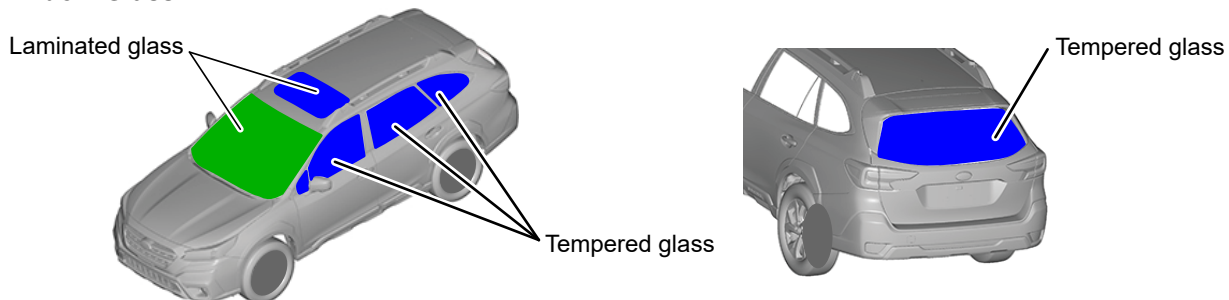


### ■ Access to Battery low voltage

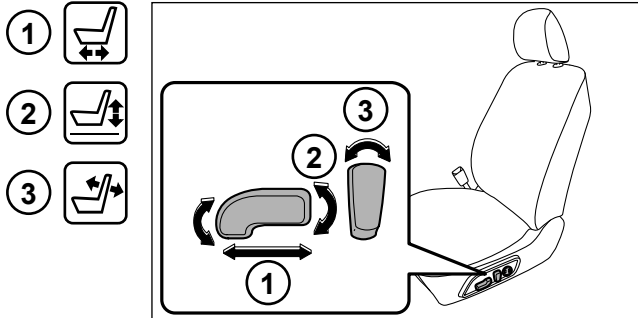


## 4. Access to the occupants

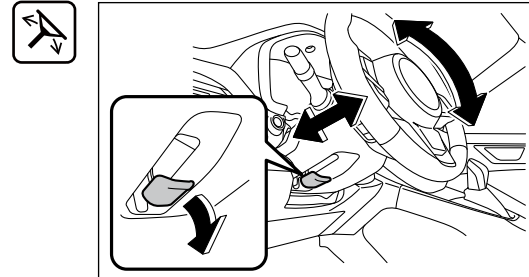
### ■ Window Glass




### ■ Seat adjustment (Electric)



### ■ Steering Column adjustment




### ■ High strength steel in Body

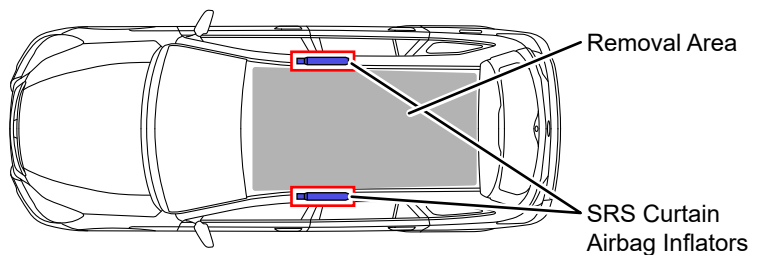


270 Mpa (2,753 kgf /cm <sup>2</sup> , 39,150 psi)
400 to 440 Mpa (4,079 to 4,487 kgf /cm <sup>2</sup> , 57,999 to 63,799 psi)
590 Mpa (6,016 kgf /cm <sup>2</sup> , 85,549 psi)
980 MPa (9,993 kgf /cm <sup>2</sup> , 140,299 psi)
1,500 Mpa (15,295 kgf /cm <sup>2</sup> , 217,498 psi)

### ■ Door Latches



### ■ Roof Removal Area



## 5. Stored energy / Liquids / Gases / Solids

	12V	
	63L	
	HFC-134a : 0.45 kg (0.99 lb) HFO-1234yf : 0.425 kg (0.94 lb)	

## 6. In case of fire



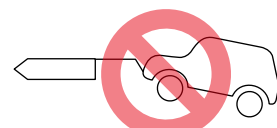
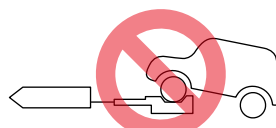
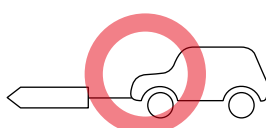
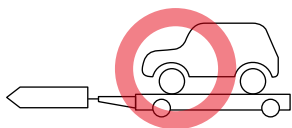
ID No.	Version No.	Version date	Page
JF1-T2590GE	01	01/2021	3 / 4

## 7. In case of submersion

If possible, remove the vehicle from the water and continue with the deactivation procedure for this vehicle (see chapter 3).

## 8. Towing / Transportation / Storage

O=OK  
 ⓧ=NG



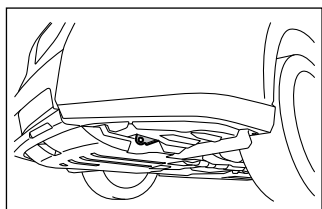
Less than 30 km/h (19 mph)



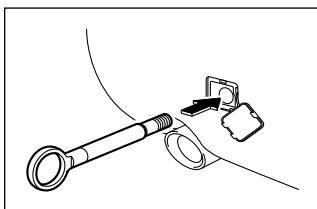
**RE-IGNITION POSSIBLE !**

Store the vehicle at a safe distance from other vehicles.

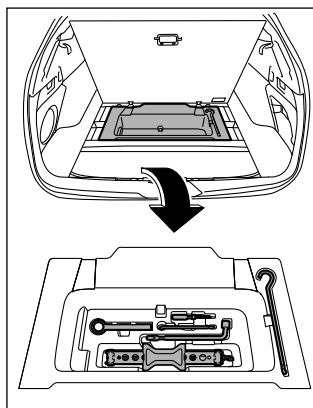
Location Front Hook



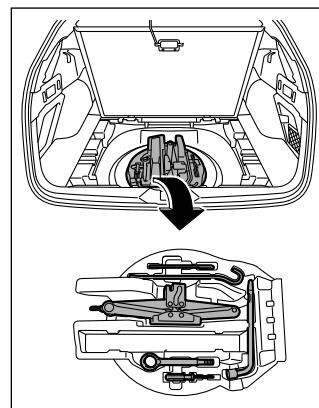
Location Rear Hook



Location Tools (Type A)

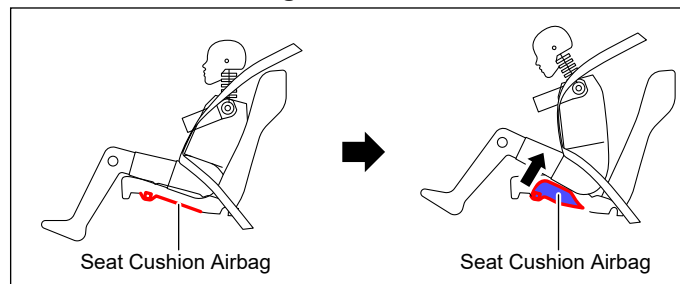


Location Tools (Type B)



## 9. Important additional information

### ■ Seat Cushion Airbag



## 10. Explanation of pictograms used

	Vehicle on fuel of liquid group 2		Battery Low Voltage		Fuel tank
	Steering wheel, tilt control		Seat height adjustment		Bonnet
	Seat adjustment, seat back recline		Seat adjustment, longitudinal		Use thermal Infrared camera
	Remove smart key		Air-conditioning component		General warning sign
	Gases under pressure		Explosive		Flammable
	Corrosives		Hazardous to the human health		