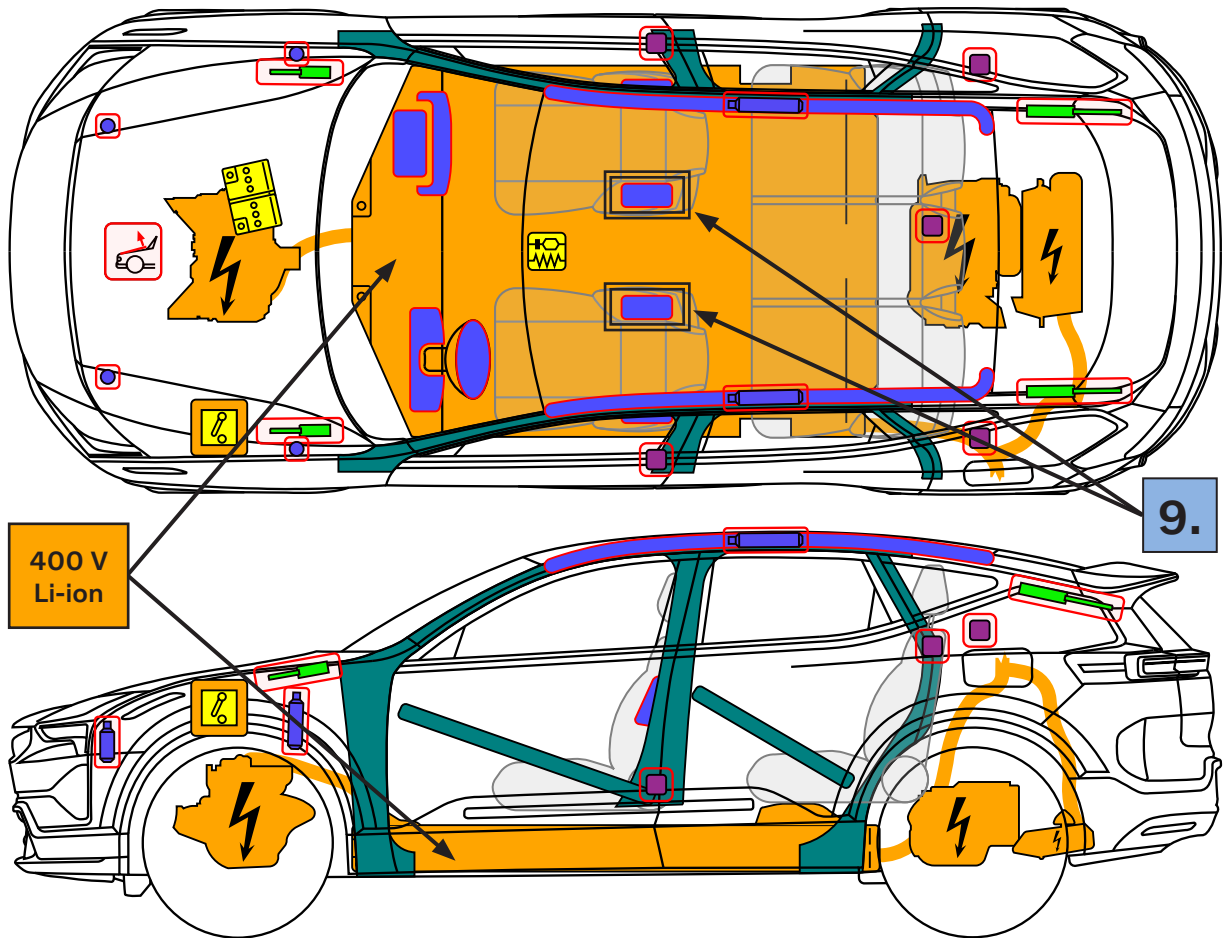




Polestar 3  
Type: 5dr SUV  
(2024 - )



400 V  
Li-ion

- |  |                            |  |                                     |  |  |  |                        |  |                            |
|--|----------------------------|--|-------------------------------------|--|--|--|------------------------|--|----------------------------|
|  | Airbag                     |  | Stored gas inflator                 |  | Seat belt pretensioner                           |  | SRS control unit       |  | Battery low voltage        |
|  | Gas strut/preloaded spring |  | High strength zone                  |  | Low voltage device that disconnects high voltage |  | High voltage component |  | Battery pack, high-voltage |
|  | High voltage power cable   |  | Pedestrian protection active system |  | Zone requiring special attention                 |  |                        |  |                            |

Document N°

Version N°

Version date

Page N°

Polestar\_3\_SUV\_2024\_5d\_Electric\_EN

01

01/2024

1 / 4

1. Identification / recognition



LACK OF ENGINE NOISE DOES NOT MEAN VEHICLE IS OFF. SILENT MOVEMENT OR INSTANT RESTART CAPABILITY EXISTS UNTIL VEHICLE IS SHUT DOWN. WEAR APPROPRIATE PPE.

Brand name front



Model name rear



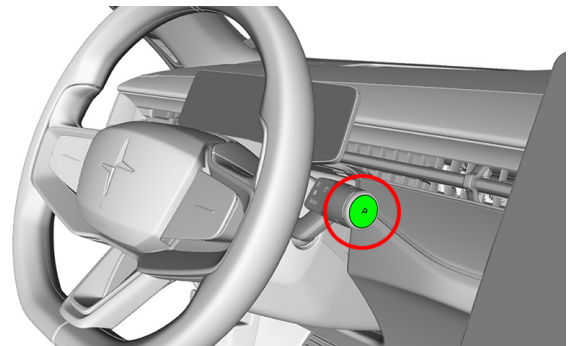
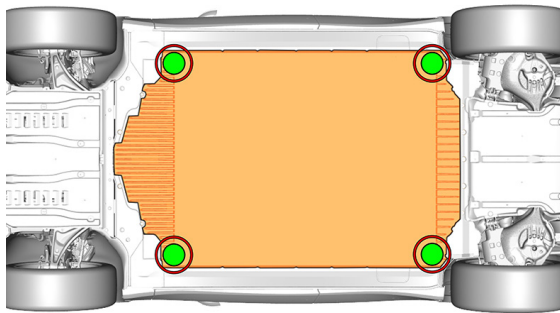
Charge port





2. Immobilization / stabilization / lifting

Immobilize vehicle:

1. Block wheels and set parking brake
2. Push the P (park) button to select the P (park) position



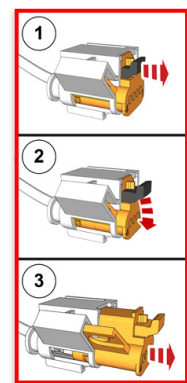
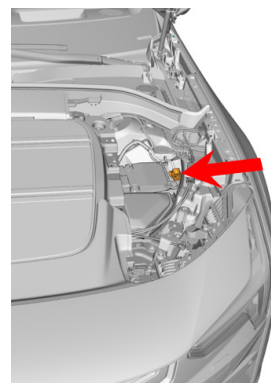
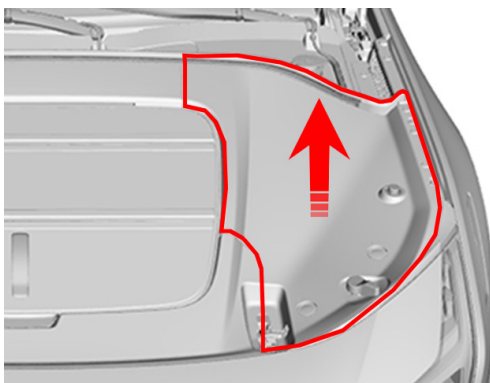
Lifting points:

-  Appropriate lifting points
-  High voltage battery

3. Disable direct hazards / Safety regulations


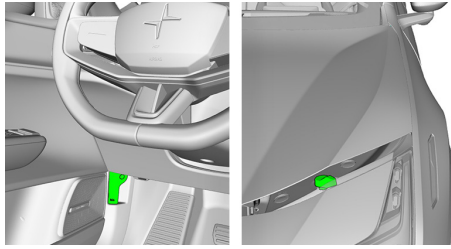
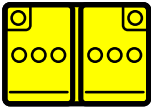
The propulsion system is disabled when the 'Safety mode See Manual' indicator in the instrument cluster is illuminated.

Deactivation of propulsion system, if 'Safety mode See Manual' indicator is not illuminated:



## Polestar 3 - 5dr SUV (2024 - ) - Additional Pages

### Disconnect 12 Volt battery



#### Safety instructions

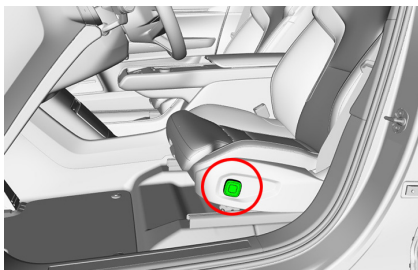


Always assume the vehicle is powered, even if it is silent!

Make sure that the vehicle is immobilized and the propulsion system is deactivated; Never touch, cut, or open any orange high voltage power cable or high voltage component; In case of a collision with seat belt pretensioner activation / airbag deployment, the high voltage system will be disabled automatically. The restraint systems are still active.

### 4. Acces to the occupants

#### Seat adjustment

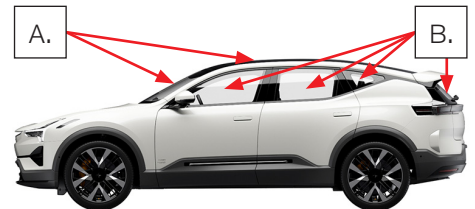


#### Use the center display to adjust the steering column



#### Glass types

- A. Laminated glass
- B. Tempered glass

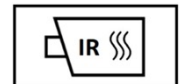


### 5. Stored energy / Liquids / Gases / Solids

	400V	
	12V	
	R-1234yf 395 g - 445 g	



When conventional coolant leaks (check reservoir) from the high voltage (HV) battery cooling system, HV-battery can become unstable with risk of thermal runaway. An increasing HV-battery temperature might be an indicator of thermal runaway.



### 6. In case of fire

Extinguishing method for the high voltage (HV) battery:



**LARGE AMOUNTS OF PURE WATER**



**POTENTIAL RISK OF HV-BATTERY FIRE RE-IGNITION / DELAYED FIRE!**



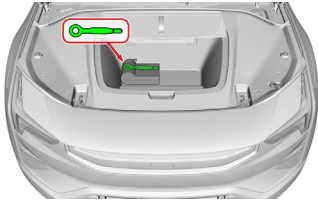
Document N°	Version N°	Version date	Page N°
Polestar_3__SUV_2024_5d_Electric_EN	01	01/2024	3 / 4

**7. In case of submersion**

- There is no increased risk of electric shock in water resulting from the high voltage system
- If possible, remove the vehicle from the water and continue with the deactivation procedure for this vehicle (see chapter 3)

**8. Towing / transportation / storage**


Recovery hook storage



Location front hook



Location rear hook



**STORE VEHICLE IN AN OPEN-AIR PARKING AT A SAFE DISTANCE  $\geq 5M$  FROM OTHER OBJECTS OR VEHICLES!**

**POTENTIAL RISK OF HV-BATTERY FIRE RE-IGNITION / DELAYED FIRE!**




Towing

















**9. Important additional information**

Centre airbag



**10. Explanation of pictograms used**

	Remove smart key		Electric vehicle
	Warning high voltage		Flammable
	Caution		Hazardous to the human health
	Warning; low temperature		Acute toxicity
	Air-conditioning component		Corrosives
	Use water to extinguish the fire		Explosive
	Use thermal infrared camera		Bonnet