

393.12V  
Li-ion

	Airbag		Stored gas inflator		Seat belt pretensioner		SRS control unit		Pedestrian protection active system
	Automatic rollover protection system		Gas strut / Preloaded spring		High strength zone		Zone requiring special attention		
	Battery low voltage		Ultra-capacitor, low-voltage		Fuel tank		Gas tank		Safety valve
	Battery pack, high-voltage		High voltage power cable		High voltage device that disconnects high voltage		Fuse box disabling high voltage		High voltage ultra-capacitor

## 1. Identification / recognition



LACK OF ENGINE NOISE DOES NOT MEAN VEHICLE IS OFF : SILENT MOVEMENT OR INSTANT RESTART CAPABILITY EXISTS UNTIL VEHICLE IS FULLY SHUT DOWN




## 2. Immobilisation / stabilisation / lifting



### Immobilise vehicle



1. Block wheels and push the P(park) button to select the P(park) position
2. Engine shutdown and remove smart key

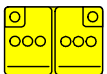
### Forbidden wedge area



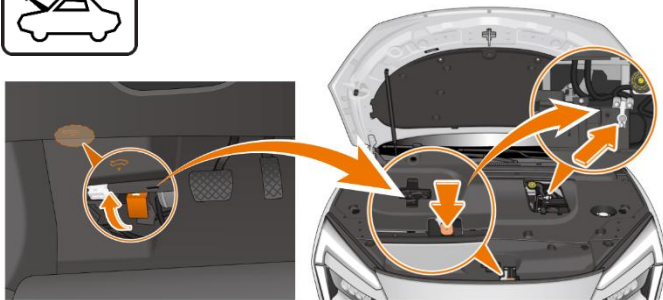
-  Orange cables area
-  Appropriate stabilisation-lifting points

## 3. Disable direct hazards / safety regulations

### 12 Volts Battery



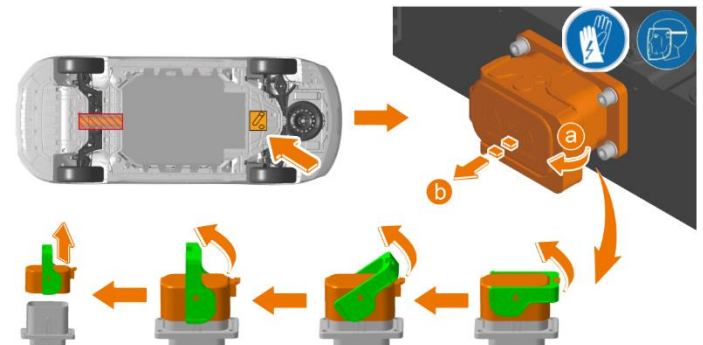
- 1- Engine shutdown
- 2 - Disconnect the negative terminal (-)



### 400 Volts battery



Design for second responder:  
Disconnection of the 319.12 Volts battery by removing the service plug.



Version

Page

1

2 / 4

## 4. Access to the occupants

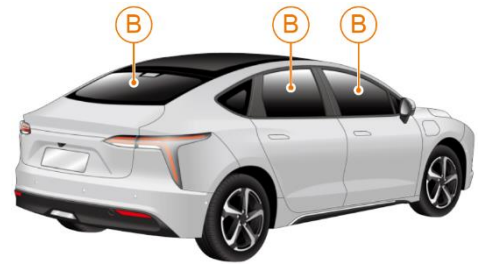
NOTE : The electric seat may not function after a collision

After a collision, the doors and trunk may not unlock from the outside

### Glass types

(A) Laminated glass

(B) Tempered glass



### Seat adjustment

Electric



Mechanical



Rear seat fold



### Door latches / command



## 5. Stored energy / liquids / gases / solids

		12 V
		393.12 V



When coolant leaks from the battery pack, it can become unstable with risk of thermal runaway. Check battery pack temperature with thermal infrared camera.



Version

1

Page

3 / 4

## 6. In case of fire

### Extinguishing a traction battery fire propagation



### TAILGATE GAS STRUTS



Risk of missile effect of gas struts

## 7. In case of submersion



No electrical hazard

## 8. Towing / transportation / storage

Location front look



Location rear hook



**BATTERY RE-IGNITION !**

**STORE AT SAFE DISTANCE FROM OTHER VEHICLES !**



## 10. Explanation of pictograms used

	Electric Vehicle		Remove smart key
	Use thermal Infrared camera		Special battery access
	Don't brake, nor open		General warning sign
	Electrical protection gloves		Breathing apparatus (BA)
	Face shield		Use water to extinguish the fire

Version

Page

1

4 / 4