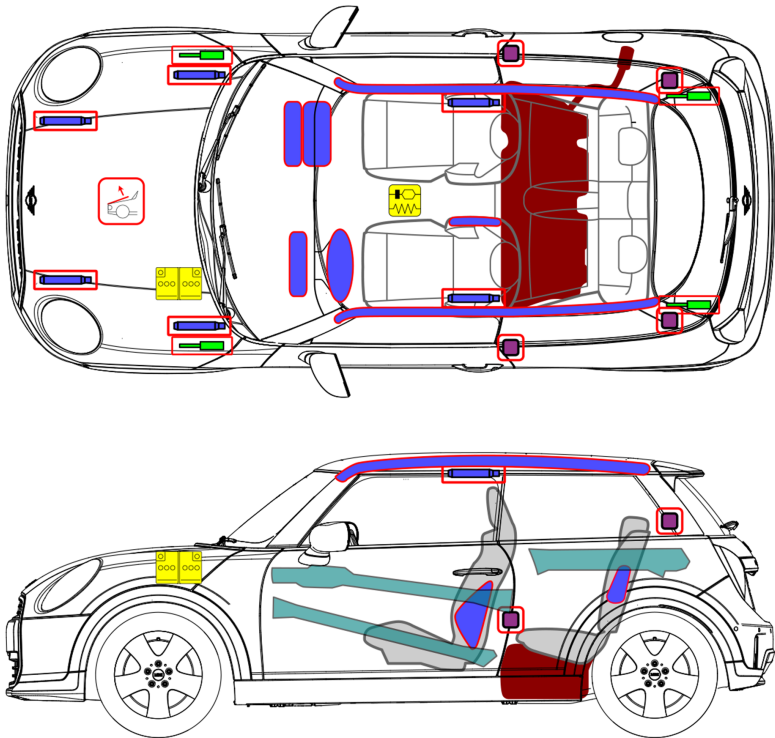













MINI Cooper F66
Hatchback
From 03/2024



	Airbag		Stored gas inflator		Seat belt pretensioner		SRS control unit		Pedestrian protection active system
	Gas strut / Preloaded spring		High strength zone		Battery low voltage		Fuel tank content gasoline/ethanol		

1. Identification / recognition

2. Immobilisation / stabilisation / lifting

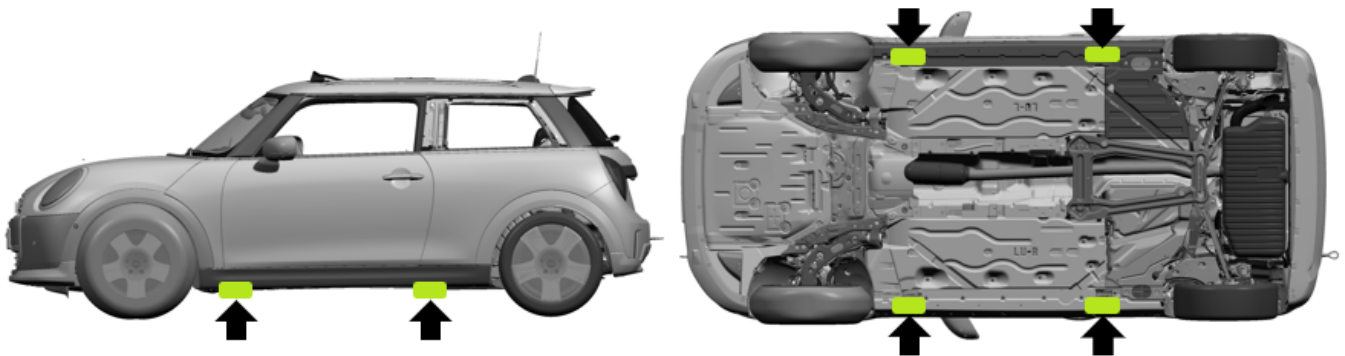
Immobilisation

1. Press the "Start/Stop" switch on the vehicle

2. Press the "parking brake button" of the vehicle



Stabilisation / lifting points



3. Disable direct hazards / safety regulations

4. Access to the occupants

Interfaces

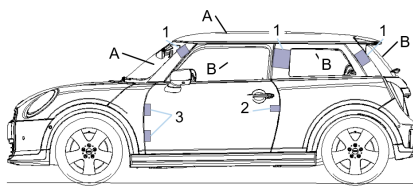
A Laminated glass

B Tempered glass

1 Interfaces in order to remove the roof

2 Door lock

3 Door hinges



5. Stored energy / liquids / gases / solids

		12V
		44l
		450g

6. In case of fire



There is still a danger of injury even after a fire!

Use personal protective equipment identical to that for conventional vehicle fires.

7. In case of submersion

Vehicle in and under water

After the vehicle has been recovered from the water, disconnect the battery low voltage (negative terminal).

8. Towing / transportation / storage



Only use the towing eye supplied in the vehicle and screw in firmly to the limit position.

Only use the towing eye for towing away on a paved roadway. Avoid transverse loads on the towing eye. For example, do not raise the vehicle by the towing eye.

9. Important additional information

This document shows all national-market versions and the maximum equipment of the vehicle.