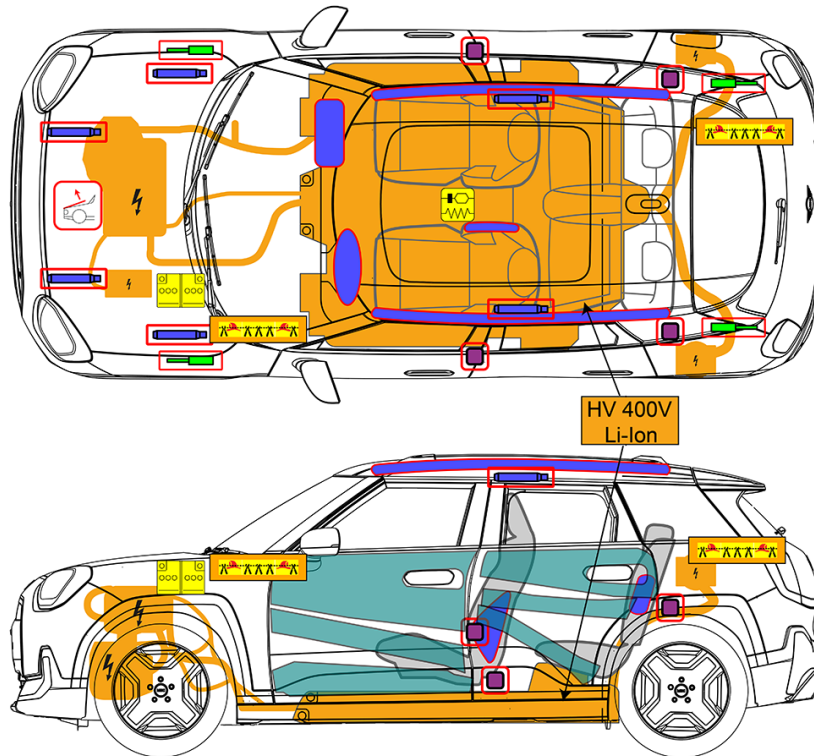















MINI Aceman J05 BEV SUV From 03/2024



	Airbag		Stored gas inflator		Seat belt pretensioner		SRS control unit		Pedestrian protection active system
	Gas strut / Preloaded spring		High strength zone		Battery low voltage		High-voltage battery		High voltage power cable / High voltage component
	High voltage component								

1. Identification / recognition

The absence of engine noise does not mean that the vehicle is switched off. Quiet movement or restart capability is possible until the vehicle is switched off completely. Wear appropriate personal protective equipment.

The high-voltage system is deactivated automatically in the event of an accident where the airbags were triggered.

Vehicle identification features

A missing exhaust system may indicate a high-voltage vehicle.



High-voltage charging socket on the rear right side panel.



2. Immobilisation / stabilisation / lifting

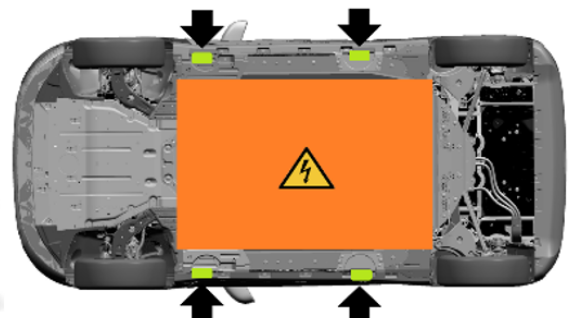
Immobilisation

1. Press the "Start / Stop" OFF button of the vehicle

2. Press the "parking brake button" of the vehicle



Stabilisation / lifting points



3. Disable direct hazards / safety regulations

Procedure for deactivation

Version 1



1. Open bonnet.



2. Cut the low-voltage cable (1) labelled with a label to deactivate the high-voltage system.




Version 2



1. Open the tailgate and remove the cover on the right-hand side.




2. Cut through the labelled low-voltage cable (1) to deactivate the high-voltage system.



Disconnect the high voltage power cable from the vehicle

The vehicle must be unlocked.

Disconnect high voltage power cable.



4. Access to the occupants

Interfaces

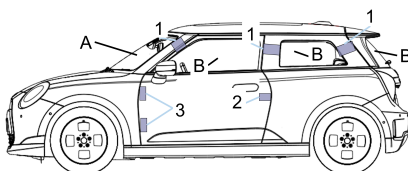
A Laminated glass

B Tempered glass







1 Interfaces in order to remove the roof

2 Door lock

3 Door hinges



5. Stored energy / liquids / gases / solids

		12V
		400V
		460g

6. In case of fire



There is an electrical risk even after a fire. Danger of injury!

Use personal protective equipment identical to that for conventional vehicle fires.



BGI / GUV-I 8677 electrical risks at the place of deployment. Danger of injury!

Do not touch high-voltage components.

Maintain safety distance when extinguishing:

- 1 m for spray jet
- 5 m for direct jet



Use large quantities of water to extinguish the fire.

To do so, if possible, open the bonnet and direct the extinguishing agent in these areas towards the vehicle underbody / high-voltage battery. Water can also be added via the wheel arches. Large quantities of water are required to cool down the battery.



Use a thermal imaging camera to detect an increase in temperature at the high-voltage components

7. In case of submersion

Vehicle in and under water

After the vehicle has been recovered from the water, remove the high-voltage safety disconnect and disconnect the battery low voltage (negative terminal) to switch off the high-voltage system.



After the vehicle has been recovered from the water:

- Observe vehicle precisely
- Park vehicle outdoors and far from flammable substances
- Ensure access for the fire service

8. Towing / transportation / storage



As a general principle, removing the vehicle from the immediate danger zone at walking speed is permitted.

Transport is permitted exclusively by truck. Other variants of towing of the vehicle are prohibited. It is recommended to secure the vehicle by its wheels.

Only use the towing eye supplied in the vehicle and screw in firmly to the limit position.

Only use the towing eye for towing away on a paved roadway. Avoid transverse loads on the towing eye. For example, do not raise the vehicle by the towing eye.

Electric vehicles with damaged batteries or with a red high-voltage warning light should be parked outside buildings with a safety distance of 5 m from adjacent vehicles/objects.

If 5 m is not feasible, vehicles should be parked next to non-combustible structures such as concrete barriers.



High-voltage battery: Repeated ignition is possible!

9. Important additional information

This document shows all national-market versions and the maximum equipment of the vehicle.