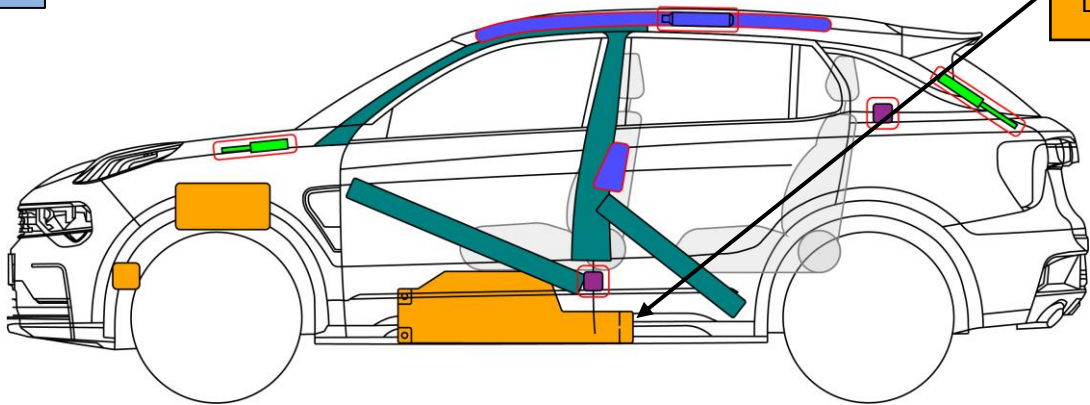


9.

300 V  
Li-ion



- |  |                                      |  |  |  |   |  |                                  |  |                                     |
|--|--------------------------------------|--|--|--|---|--|----------------------------------|--|-------------------------------------|
|  | Airbag                               |  | Stored gas inflator                              |  | Seat belt pretensioner                            |  | SRS control unit                 |  | Pedestrian protection active system |
|  | Automatic rollover protection system |  | Gas strut/Preloaded spring                       |  | High strength zone                                |  | Zone requiring special attention |  |                                     |
|  | Battery low voltage                  |  | Ultra-capacitor, low voltage                     |  | Fuel tank   |  | Gas tank                         |  | Safety valve                        |
|  | Battery pack, high-voltage           |  | High voltage power cable/component               |  | High voltage device that disconnects high voltage |  | Fuse box disabling high voltage  |  | High voltage ultra-capacitor        |
|  |                                      |  | Low voltage device that disconnects high voltage |  | Fuel tank content gasoline/ethanol                |  |                                  |  |                                     |

**1. Identification / recognition**



LACK OF ENGINE NOISE DOES NOT MEAN VEHICLE IS OFF. SILENT MOVEMENT OR INSTANT RESTART CAPABILITY EXISTS UNTIL VEHICLE IS FULLY SHUT DOWN. WEAR APPROPRIATE PPE.

Cover plate




Brand logo



**2. Immobilization / stabilization / lifting**

**Immobilize vehicle:**

1. Block wheels and set parking brake;
2. Push the P (park) button to select the P (park) position;




**Lifting points:**

- Appropriate lifting points;
- High voltage battery;

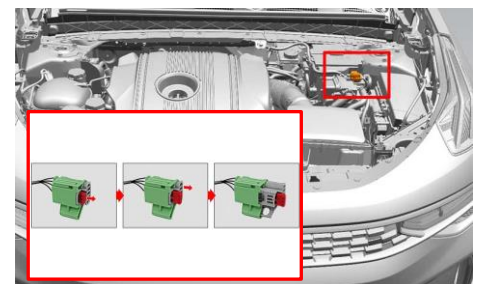


**3. Disable direct hazards / safety regulations**



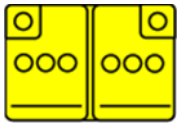
**1a. Deactivation of high voltage system, switch off ignition, when the 'Ready' indicator is illuminated**



**1b. Deactivation of high voltage system, as alternative of 1a**



## 2. Disconnect 12 Volt battery



### Safety regulations:




Make sure that the vehicle is immobilized and the propulsion system is deactivated;  
 Never touch, cut, or open any orange high voltage power cable or high voltage component;  
 In case of a collision with airbag deployment and/or seat belt pretensioner activation, the propulsion system will be disabled. The restraint systems are still active.

## 4. Access to the occupants

### Seat adjustment



### Steering column adjustment



### Glass types:

A. Laminated glass.

B. Tempered glass.



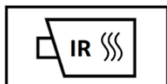
## 5. Stored energy / liquids / gases / solids

	300V						
	12V						
	R-1234yf 525 g						
	55 L						

## 6. In case of fire



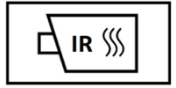
**USE LARGE AMOUNTS OF WATER**



**BATTERY RE-IGNITION!**



When conventional antifreeze/coolant leaks from the battery pack, it can become unstable with risk of thermal runaway. An increasing battery pack temperature might be an indicator of thermal runaway.



## 7. In case of submersion

- There is no increased risk of electric shock in water resulting from the high voltage system;
- If possible, remove the vehicle from the water and continue with the deactivation procedure for this vehicle (see chapter 3).

## 8. Towing / transportation / storage

### Recovery hook storage



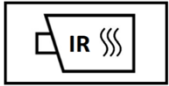
### Location front hook



### Location rear hook



**STORE AT SAFE DISTANCE FROM OTHER VEHICLES!**




**BATTERY RE-IGNITION!**

### Towing



## 9. Important additional information

### Centre airbag



## 10. Explanation of pictograms used

	Remove smart key		Flammable
	Warning, Electricity		Hazardous to the human health
	General warning sign		Acute toxicity
	Warning; low temperature		Explosive
	Air-conditioning component		Corrosives
	Hybrid Electric Vehicle on fuel of liquid gr. 2		Use water to extinguish the fire
	Use thermal Infrared camera		Bonnet
			Trunk