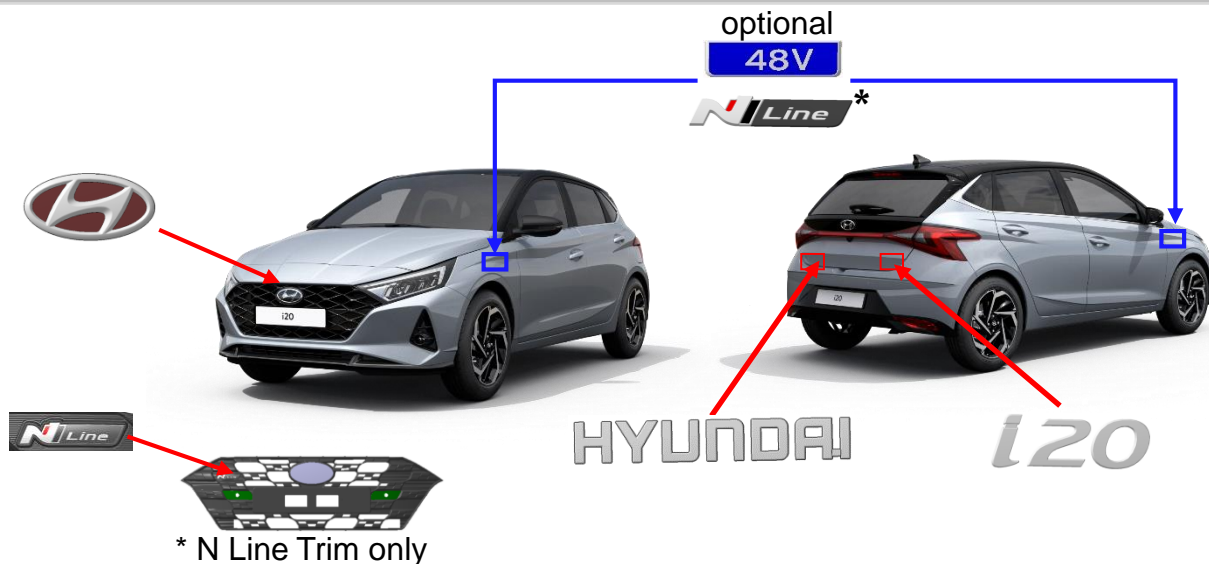


48V (optional)  
Li-ion

	Airbag		Stored gas inflator		Seat belt pretensioner		SRS control unit		Pedestrian protection active system
	Automatic rollover protection system		Gas strut / Preloaded spring		High strength zone		Zone requiring special attention		High voltage component
	Battery low-voltage		Ultra-capacitor, low voltage		Fuel tank		Gas tank		Safety value
	Battery pack, high-voltage		High voltage power cable		High voltage device that disconnects high voltage		Fuse box disabling high voltage		High voltage ultra capacitor

## 1. Identification / recognition

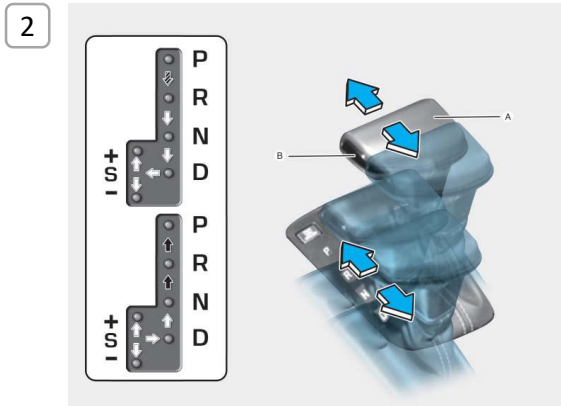


## 2. Immobilisation / stabilisation / lifting

## ■ Immobilisation


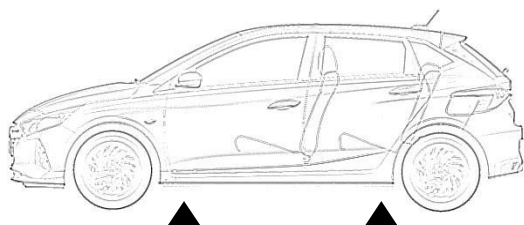


1. Pull up the parking brake as far as possible.



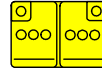
2. If automatic transmission:  
move shift lever to parking  
position (P)

- Lifting positions at car underbody:




### 3. Disable direct hazards / safety regulations

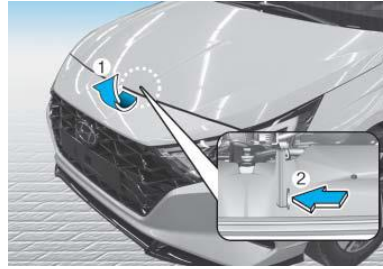
#### ■ Access to 12V battery



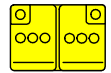
12 V



Pull the release lever to unlatch the hood. The hood should pop open slightly.



Raise the hood slightly, push the secondary latch up (1) inside of the hood center and lift the hood (2)



12 V

#### ■ Disabling procedure

① Turn the ignition switch off



② Disconnect the negative(-) terminal




③ Disconnect the positive(+) terminal


#### ■ Access to 48V battery



48 V (Li-ion) → optional



After opening the trunk, remove the luggage cover



After opening the luggage cover board remove luggage foam.



There is inlet/outlet duct and 48V battery system.

#### ■ Disabling procedure

- ① Wait about 10 minutes after you turn off the engine.
- ② Disconnect the (-) cable from 12V battery in the hood.
- ③ Disconnect the 12V (+) cable from 48V Battery pack.
- ④ Disconnect the 48V (-) cable and (+) cable in order.
- ⑤ Disconnect the BMS EXTN wire.

### 4. Access to the occupants

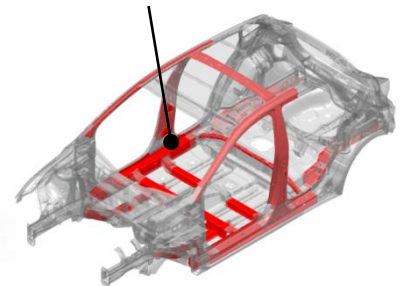
#### ■ Glass

1 : Laminated  
2-5 : Tempered



#### ■ Vehicle body

Hardened Steel



5. Stored energy / liquids / gases / solids

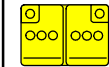
■ Fuel Tank

40ℓ

■ Battery



12 V



48 V (Li-ion)

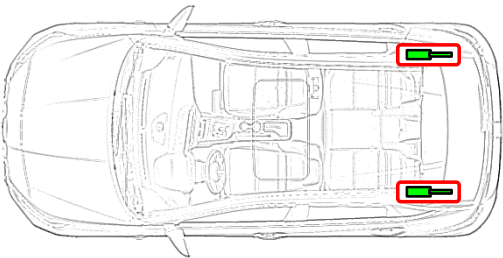
→ optional

6. In case of fire

■ Gas Strut



· Risk of missile effect of tailgate.

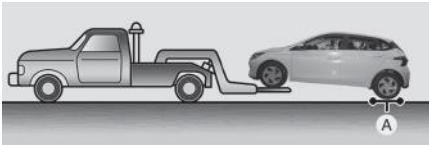

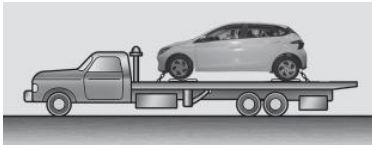


7. In case of submersion

Do not touch any of the 48V components or cables, as doing so poses an electrocution hazard. Work on the vehicle only after the vehicle has been pulled out of the water.

8. Towing / transportation / storage

■ OK



[A] : Dolly

■ NOT OK

