

Reserved for holes (paper version)

	Airbag		Stored gas inflator		Seat belt pretensioner		SRS control unit		Pedestrian protection active system
	Automatic rollover protection system		Gas strut/ Preloaded spring		High strength zone		Zone requiring special attention		
	Battery low voltage		Ultra capacitor, low voltage		Fuel tank		Gas tank		Safety valve
	High voltage battery pack		High voltage power cable/ component		High voltage disconnect		Fuse box disabling high voltage system		Ultra capacitor, high voltage

## 1. Identification / recognition



## 2. Immobilisation / stabilisation / lifting



Pull up the parking brake as far as possible



For AMT (Automated Manual Transmission) vehicles, move the shift lever to the N position.

## 3. Disable direct hazards / safety regulations

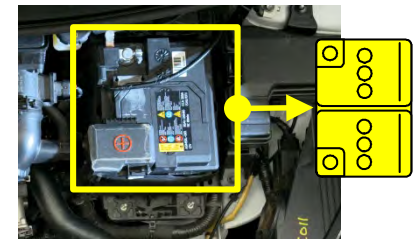
### Access to the battery



Pull the release lever to unlatch the hood. The hood should pop open slightly.

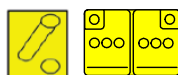


Raise the hood slightly, push the secondary latch up (1) inside of the hood center and lift the hood (2)



12V battery in the engine compartment

### Disabling procedure



① Turn the ignition switch off

② Disconnect the negative(-) terminal

③ Disconnect the positive(+) terminal

	ID No.	Version No.	Version date	Page
	NLH-AC3-RSI-02-202008	02	08/2020	2 of 3

## 4. Access to the occupants

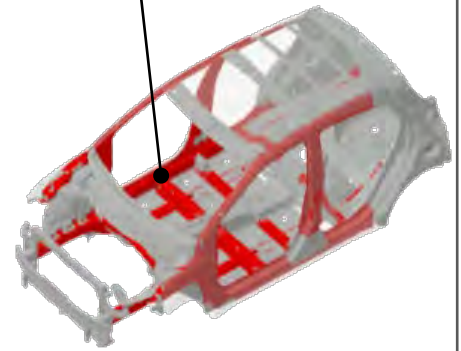
### ▣ Glass

- 1 : Laminated
- 2-5 : Tempered



### ▣ Vehicle body

Hardened Steel



## 5. Stored energy / liquids / gases / solids

### ▣ Fuel Tank

36ℓ

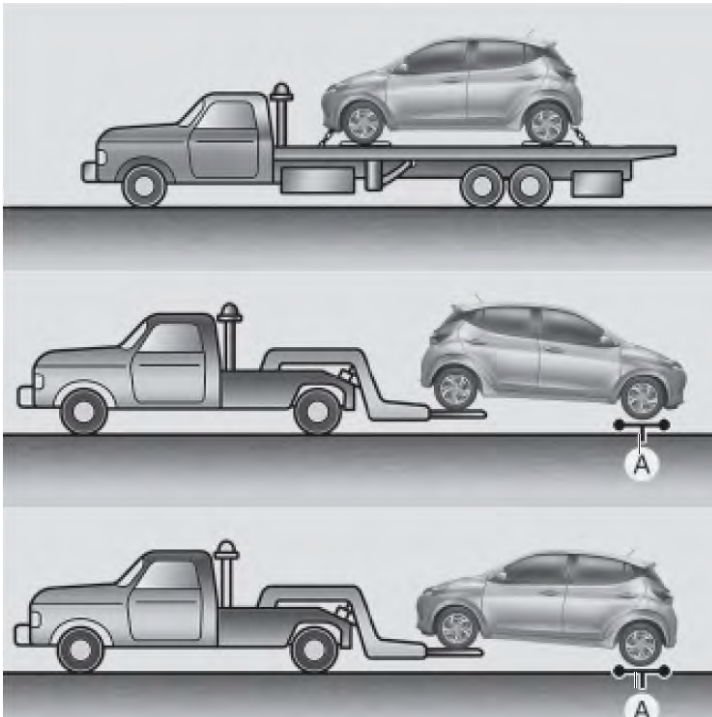
### ▣ Battery



12 V

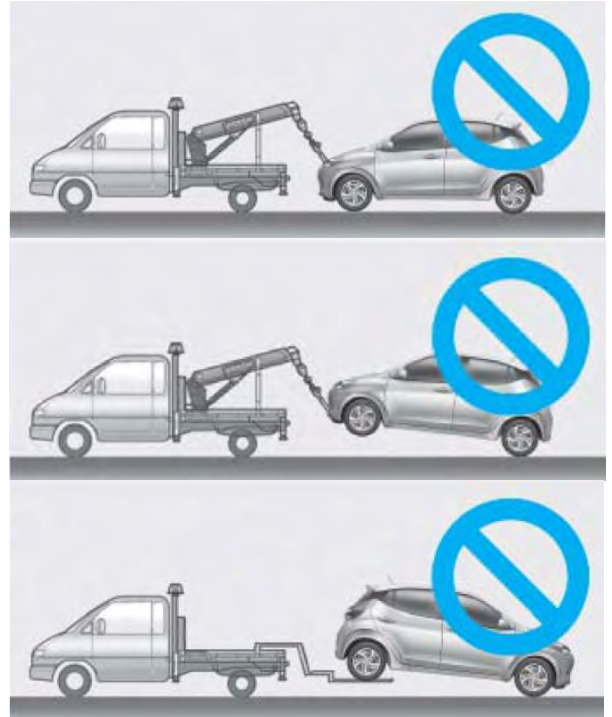
## 8. Towing / transportation / storage

### ▣ OK



[A] : Dolly

### ▣ NOT OK



	ID No.	Version No.	Version date	Page
	NLH-AC3-RSI-02-202008	02	08/2020	3 of 3