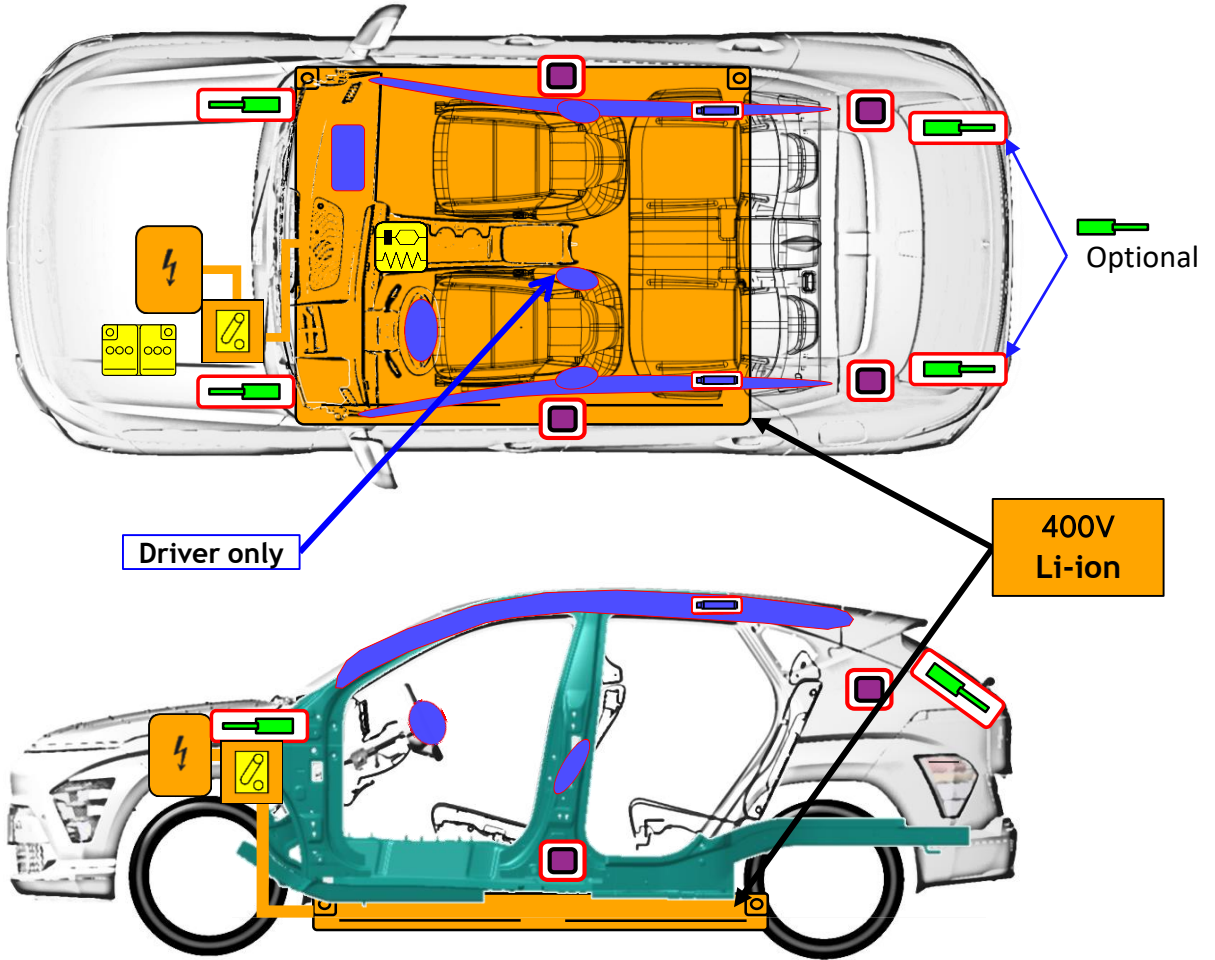




Hyundai KONA Electric
SUV, 5 doors
September 2023



Driver only

400V
Li-ion

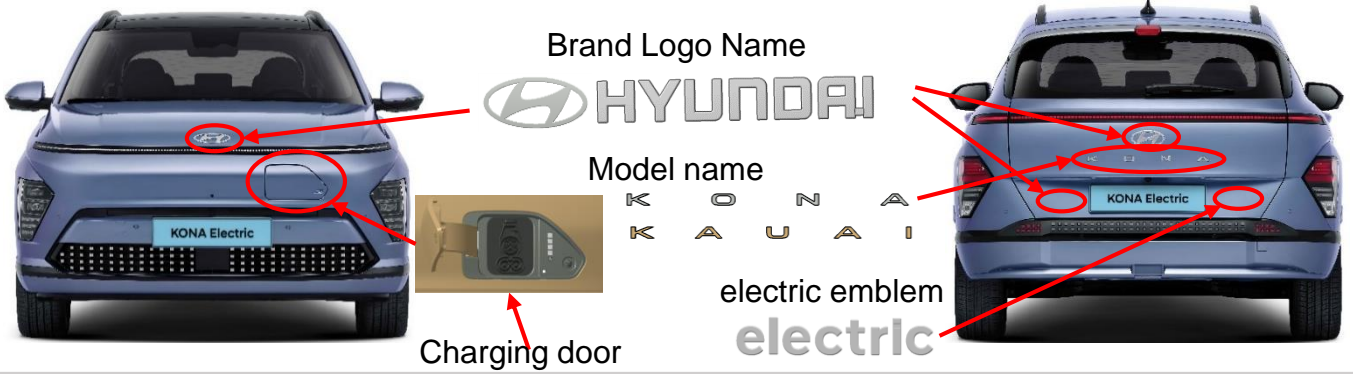
Optional

	Airbag		Stored gas inflator		Seat belt pretensioner		SRS control unit
	Gas strut / Preloaded spring		High strength zone		Battery low-voltage		High voltage component
	Battery pack, high-voltage		High voltage power cable		Low voltage device that disconnects high voltage		

1. Identification / recognition



LACK OF ENGINE NOISE DOES NOT MEAN VEHICLE IS OFF: SILENT MOVEMENT OR INSTANT RESTART CAPABILITY EXISTS UNTIL VEHICLE IS FULLY SHUT DOWN.




2. Immobilisation / stabilisation / lifting

Immobilization:

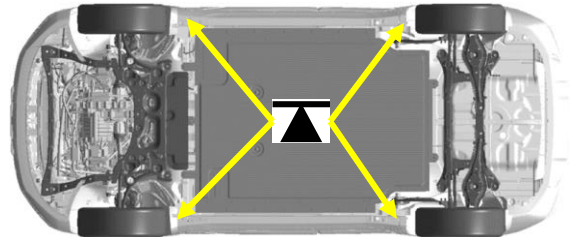


Check the wheels and pull the EPB switch to set the parking brake.



For automatic vehicles, while depressing the brake pedal shift the lever to P (park) position or press P button to make vehicle in P position

Lifting points under the vehicle: ▲



3. Disable direct hazards / safety regulations



IN CASE OF AN ACCIDENT, WHERE AIRBAGS AND SEATBELT PRETENSIONER WERE ACTIVATED, THE HV-SYSTEM SWITCH'S OFF AUTOMATICALLY. FOR ALL OTHER CASES USE THE DISABLING METHODS BELOW



HV-battery:



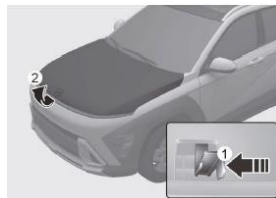
Access:

Disabling:


Pull up the "Service Interlock"



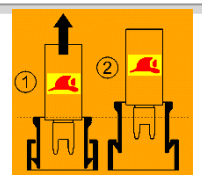
Pull the release lever



Raise the hood



Open cover of the fuse box




① HV connected
② HV disconnected

Service interlock is not completely removable.

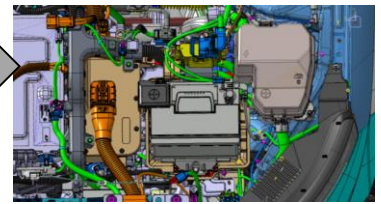
12V Battery:



Pull the release lever to unlatch the hood

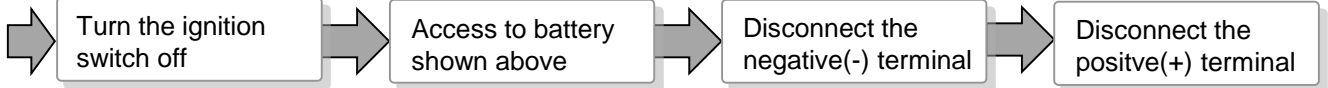


Push the secondary latch up (①) inside of the hood center and lift the hood (②)



Battery in the engine compartment

Disabling:




4. Access to the occupants

Steering column adjustment:



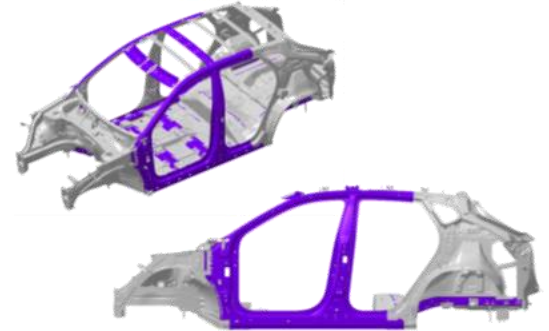
Seat adjustment:



MANUAL

POWER

Vehicle body:

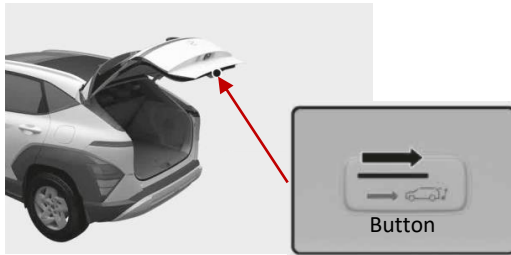


Glass:



1. Laminated
2. Tempered
3. Tempered
4. Tempered

Tailgate:



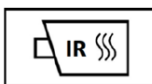
Use a long flat object (Key) to unlock the tailgate from inside.

5. Stored energy / liquids / gases / solids

		12V	
		400V	R-134a 925g
			R-1234yf 875g



WHEN COOLANT LEAKS FROM THE BATTERY PACK, IT CAN BECOME UNSTABLE WITH RISK OF THERMAL RUNAWAY. CHECK BATTERY PACK TEMPERATURE WITH THERMAL IMAGING CAMERA



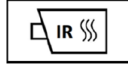
6. In case of fire



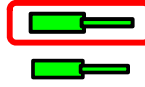
Use large amount of water



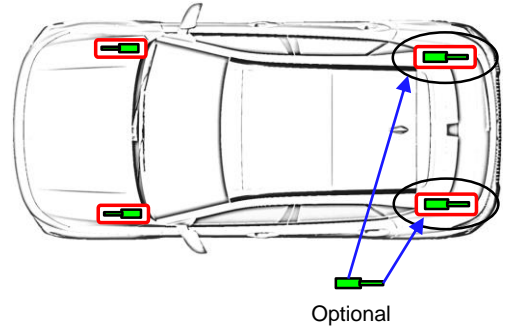
BATTERY RE-IGNITION!



Gas strut!



Risk of missile effect of hood and tailgate.



7. In case of submersion

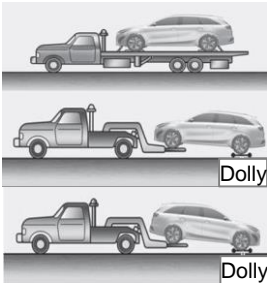


Do not touch any of the high-voltage components or cables including the high voltage cut-off switch, as doing so poses an electrocution hazard. Work on the vehicle only after the vehicle has been pulled out of the water.




8. Towing / transportation / storage

OK



Notice: The use of wheel dollies or flatbed is recommended. Use a wheel lift or flatbed equipment.

Not OK



Notice : Do not tow with sling-type equipment (1). Do not tow the vehicle with the front wheels on the ground as this may cause damage to the vehicle (2).

Location front hook

Location rear hook



Towing hock located in the tool case in the tailgate

THE HOOK MUST BE USED ONLY FOR TEMPORARY TOWING. STORE AT SAFE DISTANCE FROM OTHER VEHICLES.

10. Explanation of pictograms used

	Electric Vehicle		Warning, Electricity		Bonnet
	General warning sign		Air-conditioning component		
	Corrosives		Hazardous to the human health		Flammable
	Explosive		Acute toxicity		Environmental hazard
	Use thermal Infrared camera		Use water to extinguish the fire		