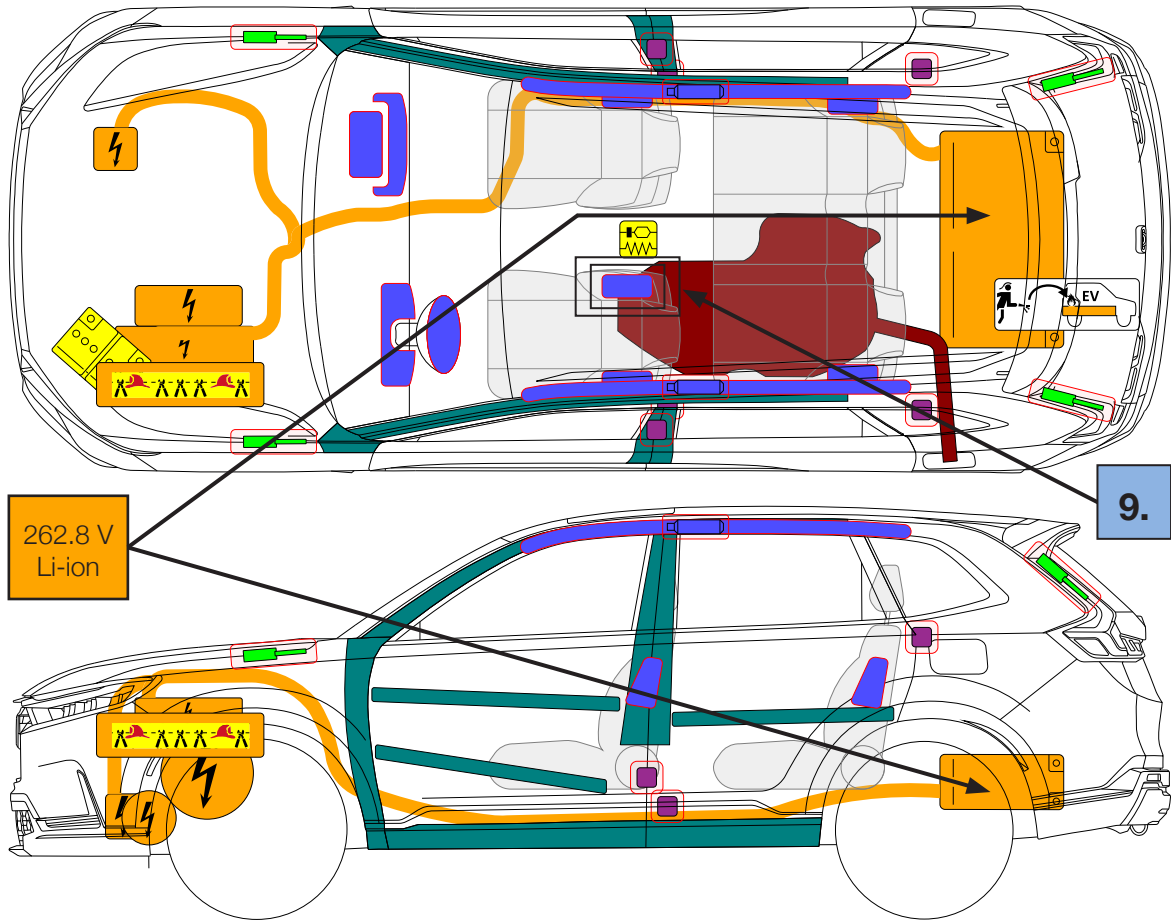




HONDA

Honda CR-V FHEV
5dr SUV
(2023 -)



	Airbag		Stored gas inflator		Seat belt pretensioner		Gas strut/preloaded spring		SRS controlunit
	Battery low voltage		Battery pack, high-voltage		High voltage power cable		High voltage component		Cable cut
	Special battery access		Fuel tank content gasoline/ethanol		High strength zone		Zone requiring special attention		

Honda CR-V FHEV Type: 5dr SUV (2023 -) – Additional Pages

1. Identification / recognition



LACK OF ENGINE NOISE DOES NOT MEAN VEHICLE IS OFF. SILENT MOVEMENT OR INSTANT RESTART CAPABILITY EXISTS UNTIL VEHICLE IS SHUT DOWN. WEAR APPROPRIATE PPE.

Model name



Type



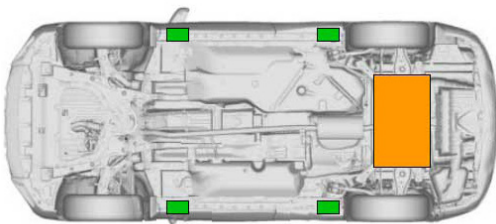
Fuel cap





2. Immobilization / stabilization / lifting

Immobilize vehicle:

1. Block wheels, apply brake and push the P (park) button to select the P (park) position
2. Set parking brake by pulling the parking brake switch (P)



Lifting points:

-  Appropriate lifting points
-  High voltage battery

3. Disable direct hazards / Safety regulations



In case of a collision with seat belt pretensioner activation / airbag deployment, the high voltage system will be disabled automatically. The restraint systems are still active.

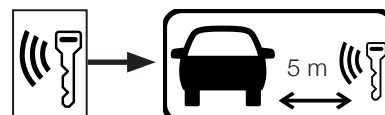
If the indicator is not illuminated, or if you cannot perform the operation in Main method, please perform the Alternative method 1 and 2.

Main method:

If the "Ready" indicator in the instrument cluster is illuminated press the Start/Stop button once. Then the high voltage system is disabled.


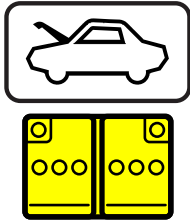


Then, remove the electronic key and keep at least 5 m (16 ft.) away from the vehicle



Alternative method:

1. Disconnect 12 Volt battery



2. Deactivation of high voltage system in engine compartment



Safety instructions:

Never touch, cut, or open any orange high voltage power cable or high voltage component!

4. Access to the occupants

Seat adjustment



Steering column adjustment



Open tailgate from inside








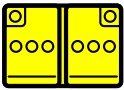












Glass types

- A. Laminated glass
- B. Tempered glass



5. Stored energy / Liquids / Gases / Solids

	262.8 V	     
	12 V	 
	R-1234yf 485-535 g	   
	53 L	 



HV-battery is air-cooled, no water cooling fluid!



6. In case of fire




USE LARGE AMOUNTS OF PURE WATER



POTENTIAL RISK OF HV-BATTERY FIRE RE-IGNITION / DELAYED FIRE!



In case of a fire within the high-voltage battery, water can be applied into the battery through the cooling opening.



Responders should always protect themselves with Personal Protective Equipment (PPE), including a Self-Contained Breathing Apparatus (SCBA), and take appropriate measures to protect civilians downwind from the incident.

7. In case of submersion

- There is no increased risk of electric shock in water resulting from the high voltage system
- If possible, remove the vehicle from the water and continue with the deactivation procedure for this vehicle (see chapter 3)

8. Towing / transportation / storage


Location front hook



Location rear hook



Towing




STORE VEHICLE IN AN OPEN-AIR PARKING AT A SAFE DISTANCE $\geq 5M$ FROM OTHER AROUND OBJECTS OR VEHICLES!

POTENTIAL RISK OF HV-BATTERY FIRE RE-IGNITION / DELAYED FIRE!



9. Important additional information

Centre airbag



10. Explanation of pictograms used

	Remove smart key		Hybrid Electric Vehicle on fuel of liquid group 2
	Warning high voltage		Flammable
	Caution		Hazardous to the human health
	Warning; low temperature		Acute toxicity
	Air-conditioning component		Explosive
	Use water to extinguish the fire		Corrosives
	Use thermal infrared camera		Bonnet