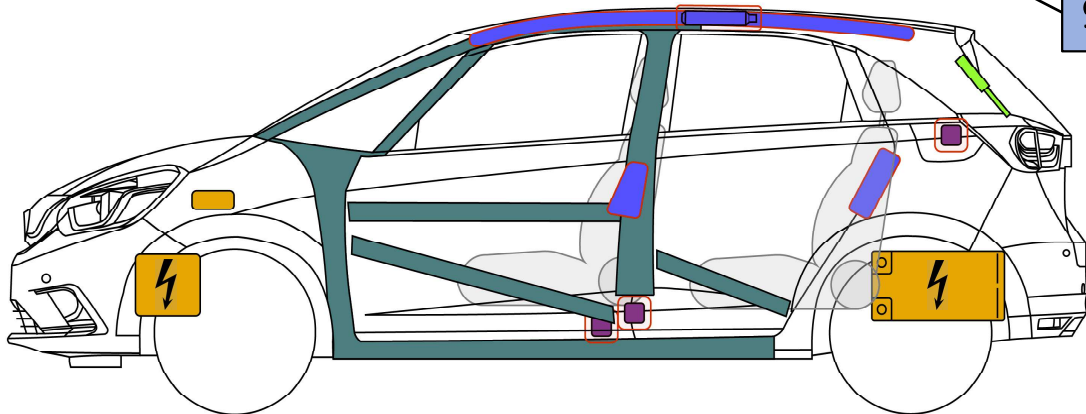
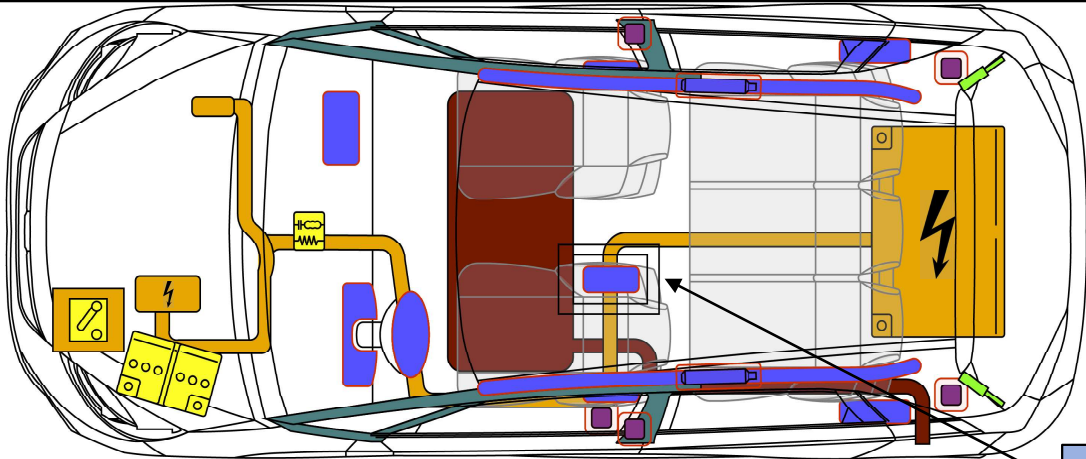




Honda Jazz e:HEV
Type: 5dr Hatchback
(2020 -)



9.

	Airbag		Stored gas inflator		Seat belt pretensioner		SRS control unit		Pedestrian protection active system
	Automatic rollover protection system		Gas strut/Preloaded spring		High strength zone		Zone requiring special attention		
	Battery low voltage		Ultra capacitor, low voltage		Fuel tank		Gas tank		Safety valve
	Battery pack, high voltage		High voltage power cable/component		High voltage device that disconnects high voltage		Fuse box disabling high voltage		High voltage ultra capacitor
			Low voltage device that disconnects high voltage		Fuel tank content gasoline/ethanol				

Honda Jazz e:HEV Type: 5dr Hatchback (2020 -) – Additional Pages

1. Identification / Recognition



LACK OF ENGINE NOISE DOES NOT MEAN VEHICLE IS OFF. SILENT MOVEMENT OR INSTANT RESTART CAPABILITY EXISTS UNTIL VEHICLE IS FULLY SHUT DOWN. WEAR APPROPRIATE PPE.

Model name



Type



Fuel cap



2. Immobilization / Stabilization / Lifting


Immobilize vehicle:

1. Block wheels and set parking brake;
2. Move the shift lever to P (park) position.



Lifting points:

 Appropriate lifting points;



 High voltage battery;

3. Disable direct hazards / Safety regulations

Switch power off, when the 'Ready' indicator is illuminated


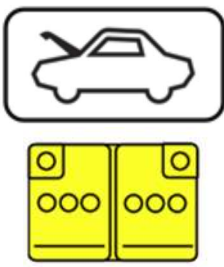


Deactivation of high voltage system, if Start/Stop button is not available



Honda Jazz e:HEV Type: 5dr Hatchback (2020 -) – Additional Pages

Disconnect 12 Volt battery



Safety regulations:



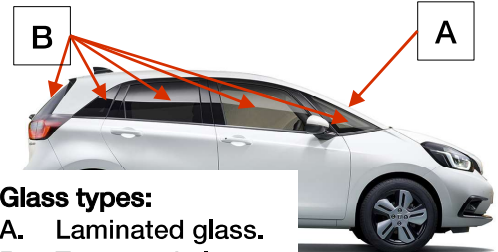
Always assume the vehicle is powered, even if it is silent!
 Make sure that the vehicle is immobilized and the propulsion system is deactivated;
 Never touch, cut, or open any orange high voltage power cable or high voltage component;
 In case of a collision with airbag deployment and/or seat belt pretensioner activation, the propulsion system will be disabled. The restraint systems are still active.

4. Access to the occupants

Seat adjustment





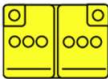





Steering column adjustment



Glass types:

- A. Laminated glass.
- B. Tempered glass.

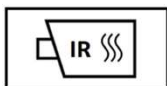
5. Stored energy / Liquids / Gases / Solids

 Li-ion	173V	
	12V	
 R-1234yf 395-445 g		
	40 L	

6. In case of fire



USE LARGE AMOUNTS OF PURE WATER



POTENTIAL RISK OF BATTERY RE-IGNITION / DELAYED IGNITION!

Honda Jazz e:HEV Type: 5dr Hatchback (2020 -) – Additional Pages

7. In case of submersion

- There is no increased risk of electric shock in water resulting from the high voltage system;
- If possible, remove the vehicle from the water and continue with the deactivation procedure for this vehicle (see chapter 3).

8. Towing / transportation / storage


Recovery hook storage



Location front hook



Location rear hook



STORE VEHICLE IN AN OPEN-AIR PARKING AT SAFE DISTANCE 5M FROM OTHER OBJECTS OR VEHICLES!



POTENTIAL RISK OF BATTERY RE-IGNITION / DELAYED IGNITION!

Towing



9. Important additional information

Centre airbag



10. Explanation of pictograms used

	Remove smart key		Hybrid Electric vehicle on fuel of liquid group 2 Gasoline/ethanol
	Warning high voltage		Flammable
	Caution		Hazardous to the human health
	Warning; low temperature		Acute toxicity
	Air-conditioning component		Explosive
	Use water to extinguish the fire		Corrosives
	Use thermal infrared camera		Bonnet