

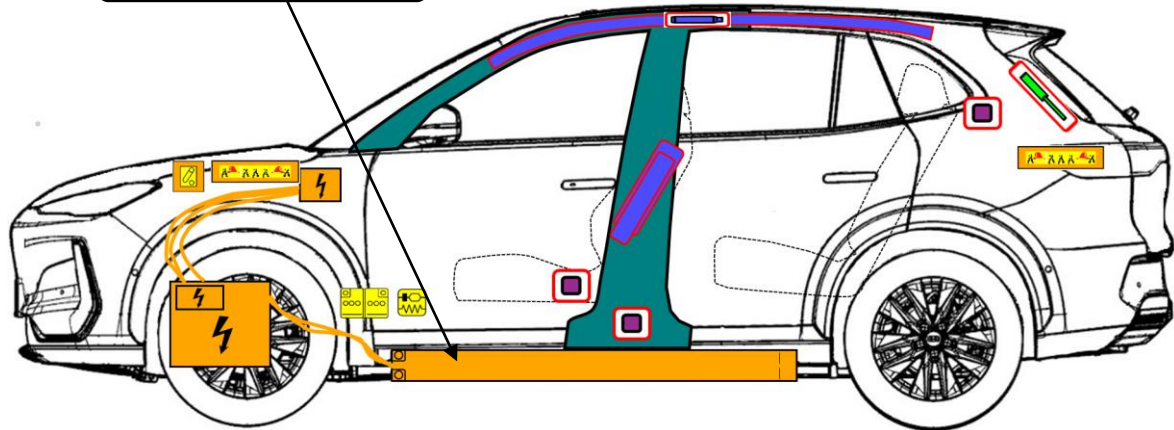
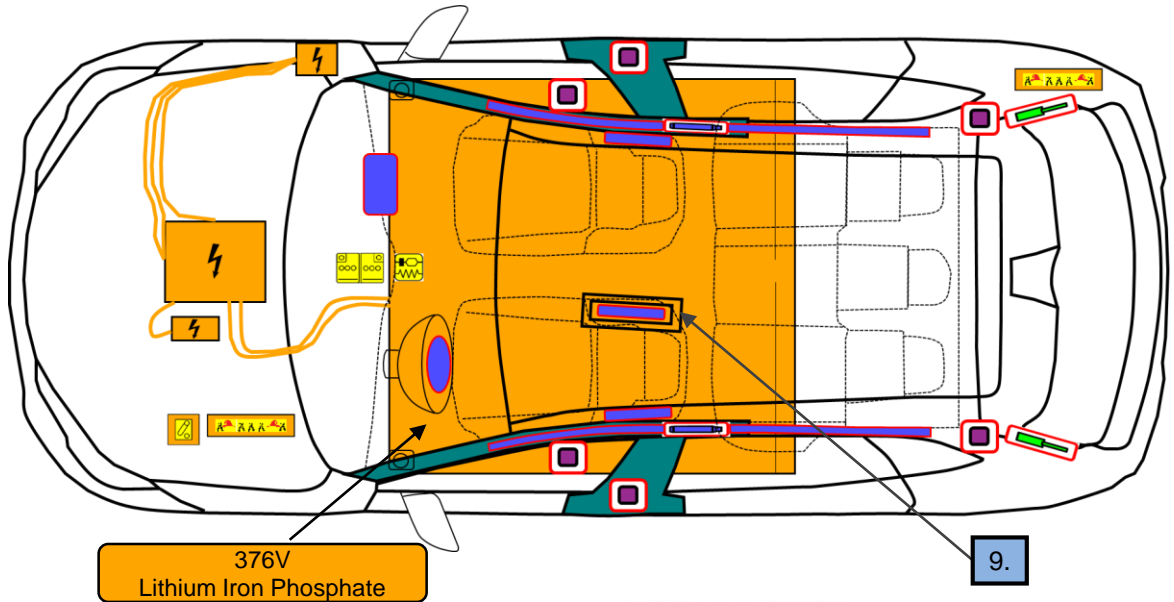


GEELY

GEELY EX5

5 doors / 5 seats / SUV

From 2024



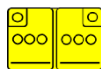
Airbag



High strength zone



Battery pack, high-voltage



Battery low voltage



SRS control unit



Gas strut/preloaded spring



Zone requiring special attention



High voltage component



High voltage power cable



Stored gas inflator



Low voltage device that disconnects high voltage



Seat belt pretensioner



Cable cut

Internal reference

GEELY EX5 SUV 2024 5d Electric EN

Version

01

Creation date

12/2024

Page

1/4



GEELY

GEELY EX5

5 doors / 5 seats / SUV

From 2024



1. Identification / recognition



LACK OF ENGINE NOISE DOES NOT MEAN VEHICLE IS OFF. SILENT MOVEMENT OR INSTANT RESTART CAPABILITY EXISTS UNTIL VEHICLE IS SHUT DOWN. WEAR APPROPRIATE PPE.

Brand name front



Model name rear

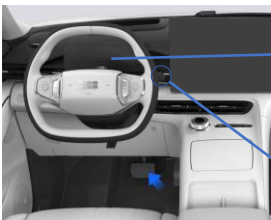


Charge port



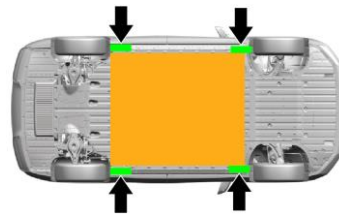
2. Immobilisation / stabilisation / lifting

Securing and parking of vehicle



1. Depress the brake pedal;
2. Press the P button on the lower right shift lever of the steering wheel.

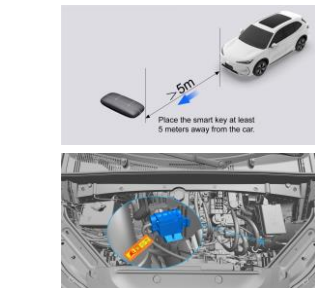
Supporting position for vehicle lifting



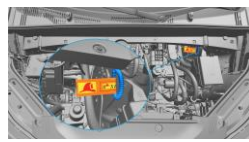
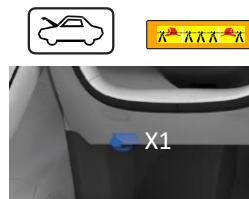
- Appropriate stabilisation-lifting points
- High voltage battery

3. Disable direct hazards / safety regulations

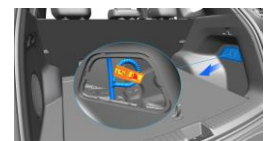
Main disabling method:



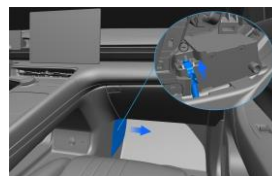
Alternative disabling method 1:



Alternative disabling method 2:



Access to 12V battery:



1. Open the passenger door and remove the lower decorative cover of the console.
2. Loosen the negative bolt first, and then disconnect the battery negative terminal.



Safety instructions

Always assume the vehicle is powered, even if it is silent! Make sure that the vehicle is immobilized and the propulsion system is deactivated; Never touch, cut, or open any orange high voltage power cable or high voltage component; In case of a collision with seat belt pretensioner activation / airbag deployment, the high voltage system will be disabled automatically. The restraint systems are still active. Wear appropriate PPE.

Internal reference	Version	Creation date	Page
GEELY EX5 SUV 2024 5d Electric EN	01	12/2024	2/4



GEELY

GEELY EX5

5 doors / 5 seats / SUV

From 2024



4. Access to the occupants

Door opening



Press the front end of the door handle. Pull the back end of the door handle to open the door.

Steering column adjustment



Seat adjustment



High strength zone



Glass types

Tempered glass

Laminated glass



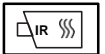
WHEN THE 12V BATTERY IS DISCONNECTED, ELECTRICAL COMPONENTS CANNOT BE OPERATED.

5. Stored energy / liquids / gases / solids

	376V	
	12V	
	HFC-1234yf 650+/-20g	



When conventional coolant leaks (check reservoir) from the high voltage (HV) battery cooling system, HV-battery can become unstable with risk of thermal runaway. An increasing HV-battery temperature might be an indicator of thermal runaway. Wear appropriate PPE.



6. In case of fire

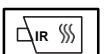
Extinguishing method for the high voltage (HV) battery:



LARGE AMOUNTS OF PURE WATER



POTENTIAL RISK OF HV-BATTERY FIRE RE-IGNITION / DELAYED FIRE! WEAR APPROPRIATE PPE.



7. In case of submersion

- There is no increased risk of electric shock in water resulting from the high voltage system.
- If possible, remove the vehicle from the water and continue with the deactivation procedure for this vehicle (see chapter 3).

Internal reference	Version	Creation date	Page
GEELY EX5 SUV 2024 5d Electric EN	01	12/2024	3/4



GEELY

GEELY EX5


5 doors / 5 seats / SUV

From 2024



8. Towing / transportation / storage


Recovery hook storage




or



Location front hook



Location rear hook



Towing



STORE VEHICLE IN AN OPEN-AIR PARKING AT A SAFE DISTANCE \geq 5M FROM OTHER OBJECTS OR VEHICLES.



POTENTIAL RISK OF HV-BATTERY FIRE RE-IGNITION / DELAYED FIRE! WEAR APPROPRIATE PPE.



9. Important additional information



Driver's seat has a far side airbag in addition to the side airbag. Location of far side airbag is shown in the mark. **9.** on page 1.

First Responder information can be found at:

<https://www.geely.com/-/media/project/web-portal/2024/geely-ex5-manuals> .

10. Explanation of pictograms used

	Electric vehicle		Air-conditioning component		Acute toxicity
	Warning, Electricity		Flammable		Remove smart key
	General warning sign		Hazardous to the human health		Seat height adjustment
	Use water to extinguish the fire		Corrosives		Seat adjustment, longitudinal
	Use thermal Infrared camera		Explosive		Steering wheel, Tilt control
	Bonnet		Environmental hazard		Warning: low temperature
	Boot				

Internal reference

Version

Creation date

Page

GEELY EX5 SUV 2024 5d Electric EN

01

12/2024

4/4