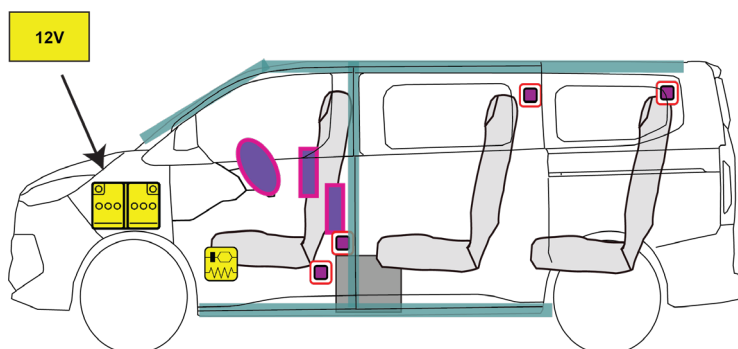
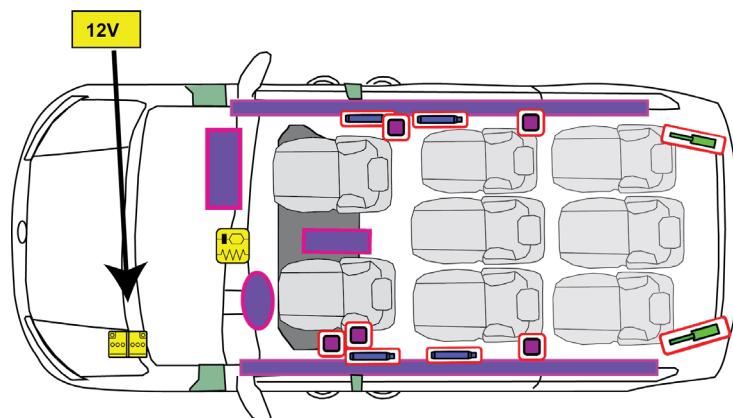












FORD TOURNEO CUSTOM  
5 door | built from 2024



	Airbag		Stored gas inflator		Seat belt pretensioner		SRS control unit		Fuel Tank
	Low voltage battery		Gas strut / preloaded spring		High-strength zone				



## 1. Identification / recognition

Badge on the back



Front fascia




## 2. Immobilisation / stabilisation / lifting

Immobilize the vehicle  
Apply the parking brake.



Lifting points:



Suitable lifting points

Turn off the ignition (Powermeter "OFF")

1. Press the START-STOP button on the steering column without applying the service brake
2. Keep the electronic vehicle key at least 5m away.

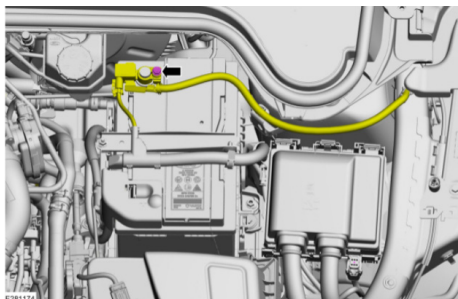


A smartphone app can also be used  
instead of a remote control key



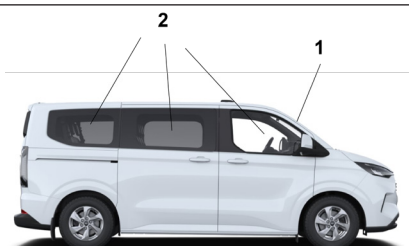
### 3. Disable direct hazards

Disconnect the 12-volt battery



1. Loosen the nut
2. Disconnect the electrical connector and position the battery negative (-) terminal to the side.

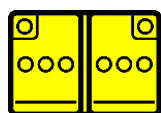
### 4. Access to the occupants



Glass types  
1. Laminated safety glass  
2. Toughened safety glass



### 5. Stored energy / liquids / gases / solids



12V



55L

### 6 In case of fire



### 8. Towing / transportation / storage



Do not tow a vehicle that has been involved in an accident on its drive axles.

Additional  
Information

Version  
Ford\_Tourneo\_Custom\_MPV\_2024\_5d\_GD\_EN



## 9. Important additional information

Ford Guideline for Rescue Services: <https://www.fordserviceinfo.com>

## 10. Explanation of pictograms used

Flammable	Explosive	Corrosives	Hazardous to the human health	Environmental hazard	General warning sign	Use water to extinguish the fire	Remove smart key
Use thermal infrared camera	Bonnet						