

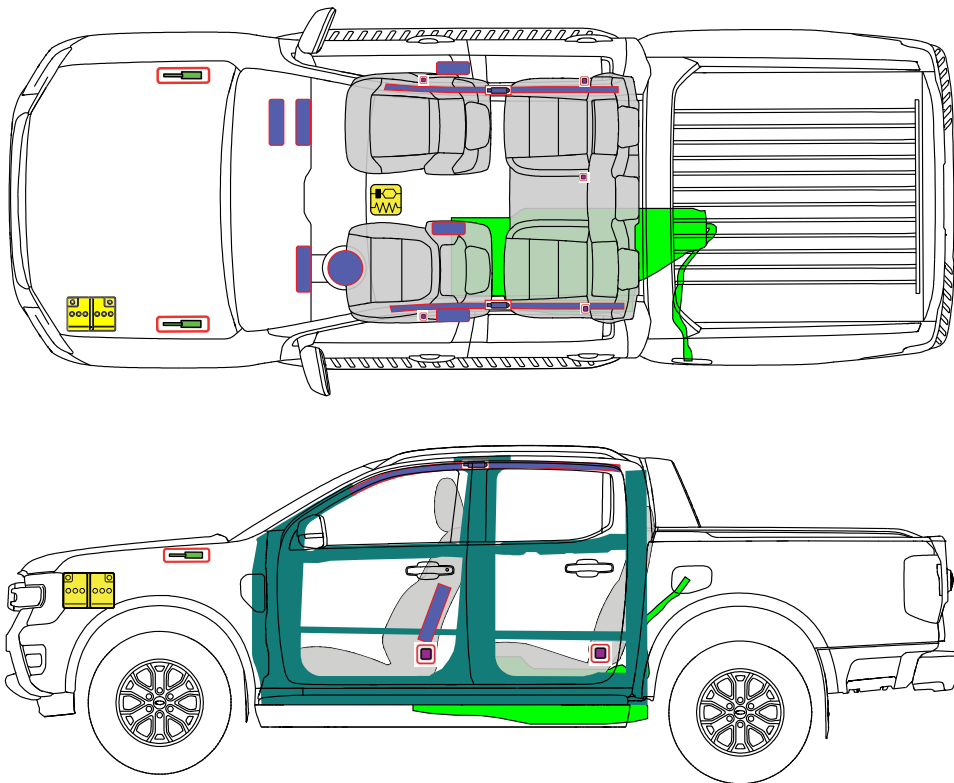


FORD Ranger









Pick-up, as of 10/2022



E384332



Note: The illustration shows the maximum possible range of equipment.

	Airbag		Stored gas inflator		Seat belt pretensioner		SRS control unit		Gas strut / preloaded spring
	High-strength zones		Battery pack, low-voltage		Fuel tank				



FORD Ranger

Pick-up, as of 10/2022



1. Identification/recognition



E392380

Label on the front grill and the rear tailgate.

2. Immobilisation / stabilisation / lifting

Immobilize the vehicle

Vehicles with electronic parking brake



E392381


Apply the parking brake.

Vehicles without electronic parking brake



E392382

Apply the parking brake.




E392384

Jacking points.



FORD Ranger

Pick-up, as of 10/2022



E392385

Jacking/Lifting points.

Turn off the ignition



E39387



NOTE: Instead of a radio key, it is also possible to use a key card or smartphone app.

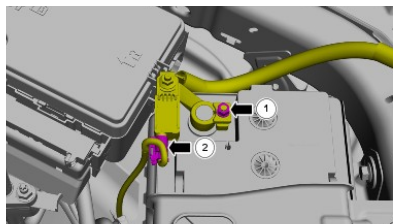
Press the "START-STOP" button on the steering rack.

3. Disable direct hazards / safety regulations

Disconnect the 12-volt battery



E375218



1. Loosen the nut.
2. Disconnect the electrical connector and position aside the battery negative (-) terminal.

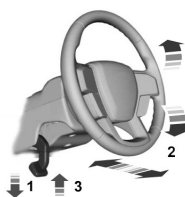
4. Access to the occupants



E392383

Glass types:

1. Laminated safety glass
2. Toughened safety glass



1. Unlock the steering column
2. Adjust the steering wheel
3. Lock the steering column



Battery power is required to operate the power seat.






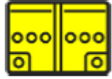





FORD Ranger

Pick-up, as of 10/2022








5. Stored energy / liquids / gases / solids

    	80 l
   	12 Volt

E377212


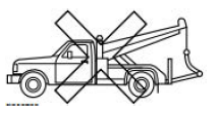
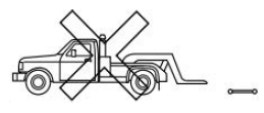
6. In case of fire

    	
---	--

E377214

7. In case of submersion












8. Towing / transportation / storage

  	Do not tow a vehicle that has been involved in an accident on its drive axles.
---	--

E377229

9. Important additional information

10. Explanation of pictograms used

Flammable  E377206	Hazardous to the human health  E377202	Environmental hazard  E377207	Vehicle on fuel of liquid group 2  E380002	Vehicle on fuel of liquid group 1  E380006	General warning sign  E377204	Use water to extinguish the fire  E377241	Use thermal Infrared camera  E377204
Remove smart key  E377246	Bonnet  E380012	Explosive  E380012					