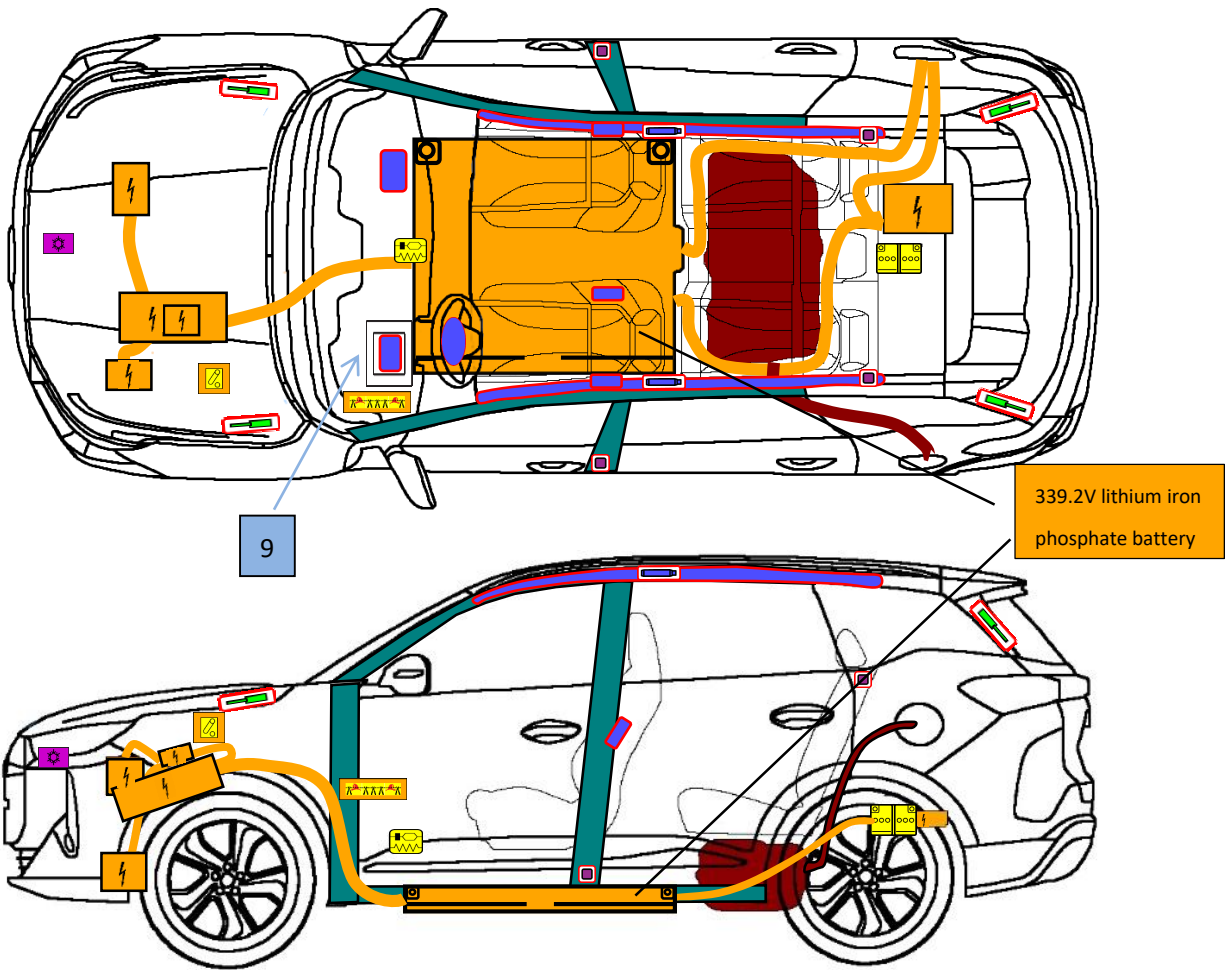


EBRO

EBRO S700

5-door SUV, From 2025



	Airbag		Stored gas inflator		Seat belt pretensioner		Gas strut/preloaded spring
	High strength zone		Battery low voltage		SRS control unit		Battery pack, high-voltage
	Low voltage device that disconnects high voltage		High voltage power cable		High voltage component		Cable cut
	Fuel tank content gasoline/ethanol		Air-conditioning component		Zone requiring special attention		
ID No.				Version date		Page	
HL4BL5E0A001				03/2025		1 of 4	

# EBRO

## EBRO S700

5-door SUV, From 2025



### 1. Identification / recognition




LACK OF ENGINE NOISE DOES NOT MEAN VEHICLE IS OFF: SILENT MOVEMENT OR INSTANT RESTART CAPABILITY EXISTS UNTIL VEHICLE IS FULLY SHUT DOWN. WEAR APPROPRIATE PPE.



**Brand Name**



**Fuel port**



**Model name**



**Charge port**



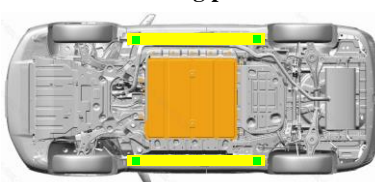
### 2. Immobilisation/stabilization/ lifting

**Immobilise vehicle**



Depress brake pedal and press button “P”, the car will automatically apply the parking brake.

**Stabilisation-lifting point**



- Appropriate lifting points
- Suitable stabilisation points on the side
- High-voltage battery

### 3. Disable direct hazards / safety regulations



In the event of an accident in which the airbag is triggered, the high voltage system is automatically deactivated as soon as airbag triggering is detected.

In all other cases, the high voltage system can be deactivated as follows:

Main method: For deactivation in the motor compartment, disconnect the high voltage battery.



1. Pull the release lever twice to open the hood.



2. Disconnect the high voltage.

① Push the button; ② Pull out the button



① Push

② Pull

Alternative method: Cut the wire harness in the vehicle cab, disconnect the high voltage battery.



1. Remove the carpet as above showed area.

2. Cut the wire harness; follow the instructions on the label.

**ID No.**

HL4BL5E0A001

**Version date**

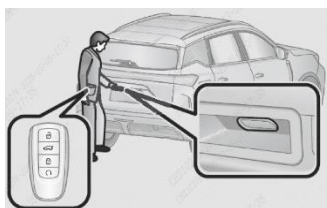
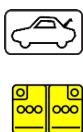
03/2025

**Page**

2 of 4



### ACCESS TO 12V BATTERY



1. Open the boot.



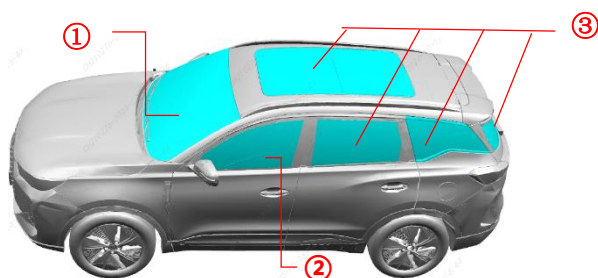
2. Remove the trunk floor.



3. Disconnect the negative terminal.

### 4. Access to the occupants

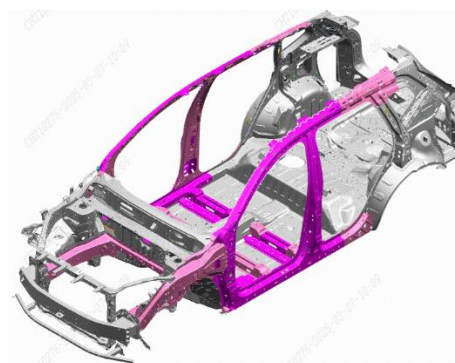
#### ■ Window Glass



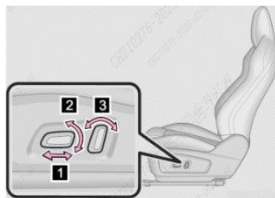
Glass types: ①- Laminated ②Laminated, Tempered(OPT)

③ – Tempered

#### ■ High strength body areas

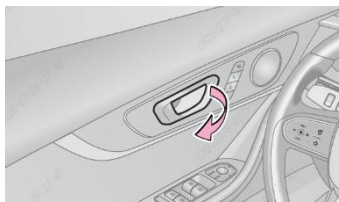


#### ■ Seat adjustment



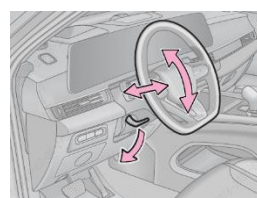
POWER

#### ■ Door latches/command



MANUAL

#### ■ Steering column adjustment



Steering column has manual tilt and telescopic adjustment.

### 5. Stored energy / liquids / gases / solids



12 V



339.2 V lithium iron phosphate battery



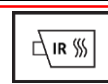
60L



R1234yf: 0.575kg



In the event of mechanical deformation of the battery system, there is a risk of a thermal reaction in the high voltage battery. Monitor the temperature of the high voltage battery!



# EBRO

## EBRO S700

5-door SUV, From 2025



### 6. In case of fire



USE LARGE AMOUNTS OF WATER



POTENTIAL RISK OF BATTERY RE-IGNITION / DELAYED



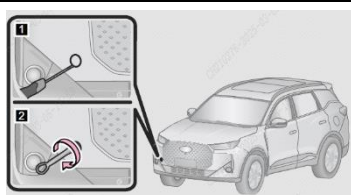
### 7. In case of submersion

After recovering the vehicle from the water, deactivate the high voltage system (see chapter 3) and drain the water. Wear appropriate personal protective equipment!

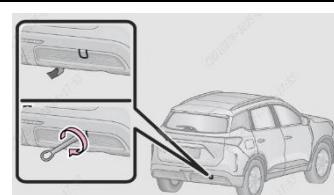
### 8. Towing / transportation / storage

#### Towing

Front towing eyelet



Rear towing eyelet



STORE AT SAFE DISTANCE FROM OTHER VEHICLES!

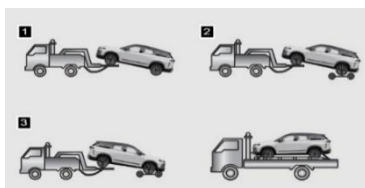


BATTERY RE-IGNITION!

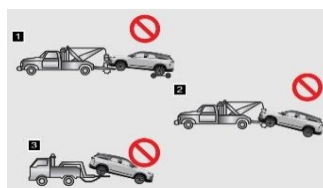


#### Transportation

①

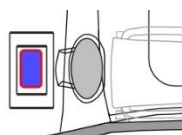


②

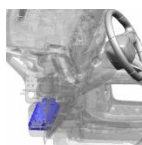


Please use ① flatbed rescue vehicle to load the vehicle.

### 9. Important additional information



Knee airbag



### 10. Explanation of pictograms used

	Hybrid Electric Vehicle on fuel of liquid group 2		Boot		General warning sign		Warning, Electricity
	Seat adjustment, longitudinal		Seat height adjustment		Seat adjustment, seat back recline		Steering wheel, tilt control
	Use thermal Infrared camera		Use water to extinguish the fire		Flammable		Acute toxicity
	Hazardous to the human health		Environmental hazard		Corrosives		Bonnet
			<b>ID No.</b>	<b>Version date</b>		<b>Page</b>	
			HL4BL5E0A001	03/2025		4 of 4	