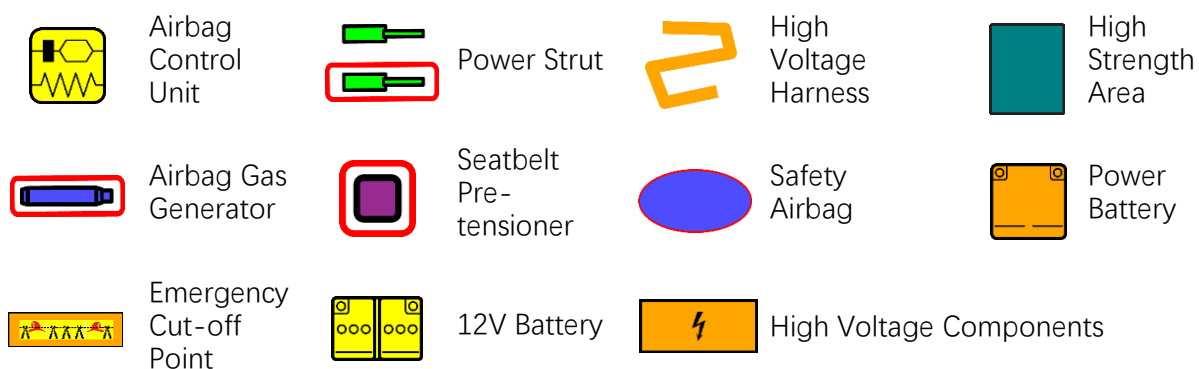
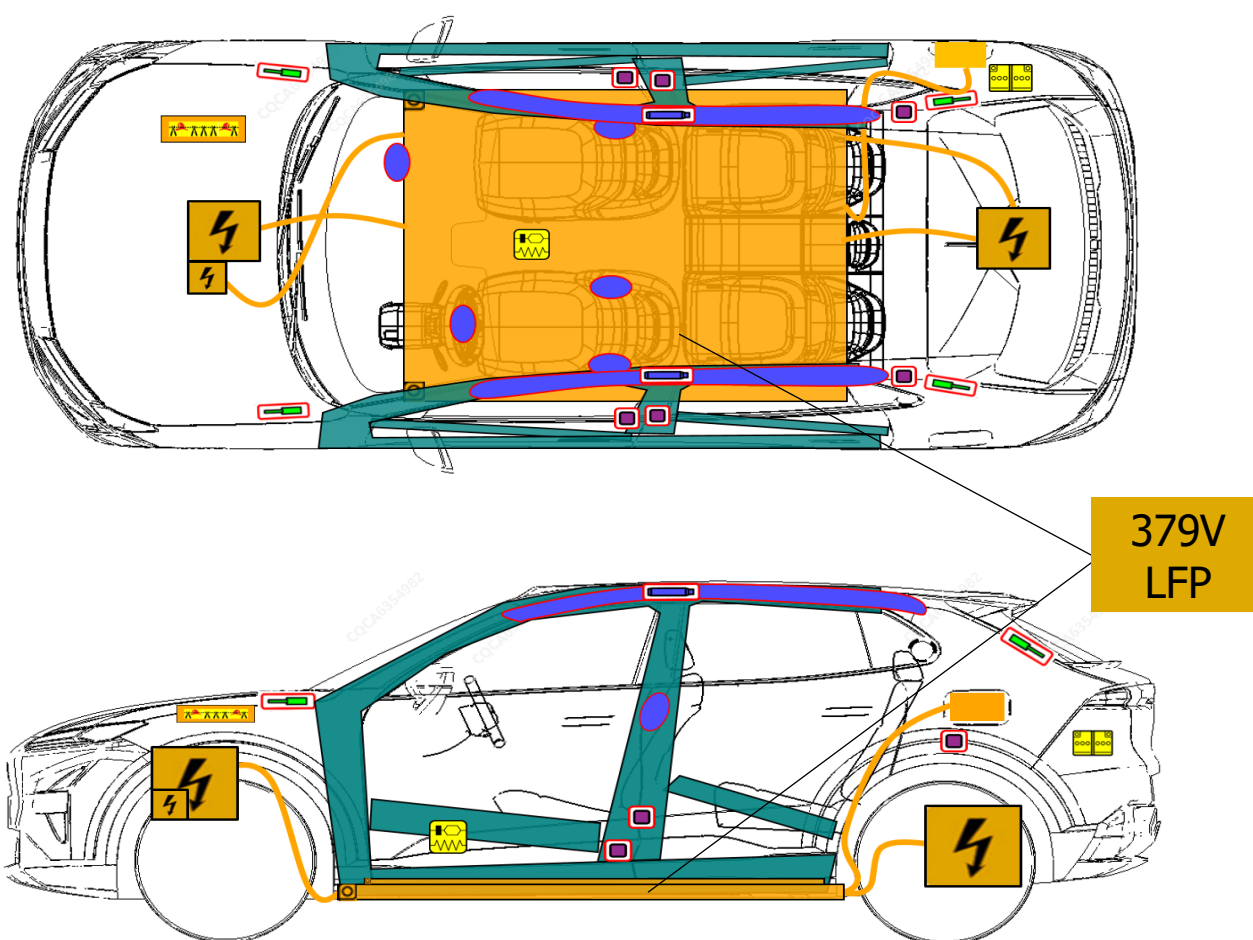




DEEPAL

DEEPAL S05

5 doors, 5 seats, SUV 2025 -



Name Number.	Version Number.	Version Date.	Page Number.
DEEPAL S05-202507-001	01	07/ 2025	1/ 4



DEEPAL

DEEPAL S05


5 doors, 5 seats, SUV 2025 -



1. Identification / recognition

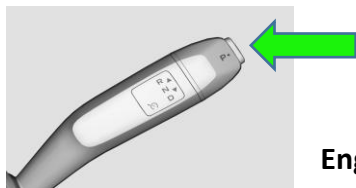


LACK OF ENGINE NOISE DOES NOT MEAN VEHICLE IS OFF: SILENT MOVEMENT OR INSTANT RESTART CAPABILITY EXISTS UNTIL VEHICLE IS FULLY SHUT DOWN. WEAR APPROPRIATE PPE.



2. Immobilization / stabilization / lifting


1. Make the vehicle immobile



Engage Park Gear

- ① Block the wheels and set the parking brake
- ② Engage Park Gear and apply parking brake

2. Stabilize lifting points



- Appropriate stabilization/lifting points
- Appropriate stabilization points on the vehicle
- High Voltage Battery

3. Disable direct hazards / safety regulations

1. MAIN DISABLING METHOD

Cut the emergency cut-off point



Steps:

- ① Pull the release handle of the front hood twice in succession.
- ② Remove the cover of the front compartment.
- ③ Disconnect the high-voltage interlock connector of the top left corner.

2. ACCESS to low voltage battery



Steps:

- ① Open the rear back door.
- ② Remove the right side trim cover of the trunk.
- ③ Disconnect the negative cable harness.



Do not touch, cut, or open high-voltage components and batteries! Wear appropriate personal protective equipment.

Name Number.	Version Number.	Version Date.	Page Number.
DEEPAL S05-202507-001	01	07/ 2025	2/ 4



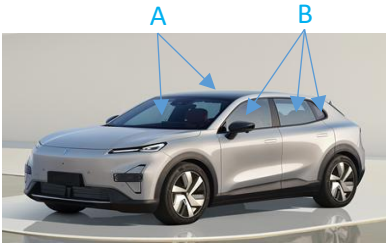
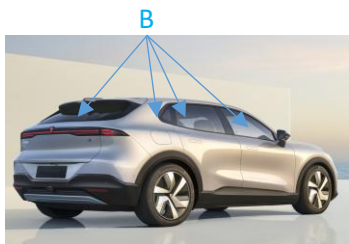
DEEPAL

DEEPAL S05


5 doors, 5 seats, SUV 2025 -



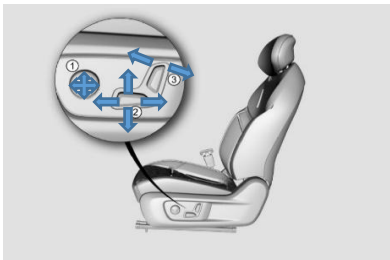
4. Access to the occupants



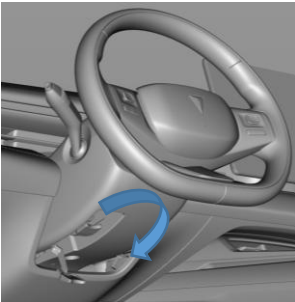
A: Tempered glass
B: Laminated layer



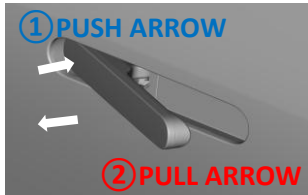
High
Strength
Area




Seat
adjustment



Steering
wheel
adjustment



Car door lock release -
external handle



Latch release internal
switch

5. Stored energy / liquids / gases / solids

		12V
		379V
		1050g

6. In case of fire



Use large amounts of water to extinguish the fire (If it is difficult to provide a large amount of water, let the power battery burn out on its own)

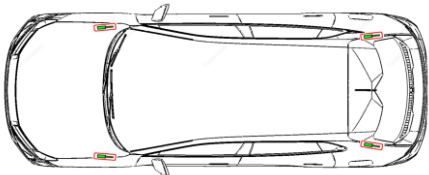


Risk of re-ignition of the power battery!



Additional information on warning gas strut actions in case of a fire

- Risk of missile effect from gas struts/preloaded springs on engine hoods and tailgates



Name Number.	Version Number.	Version Date.	Page Number.
DEEPAL S05-202507-001	01	07/ 2025	3/ 4



DEEPAL

DEEPAL S05

5 doors, 5 seats, SUV 2025 -

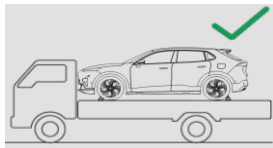


7. In case of submersion


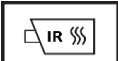
When dealing with any water-submerged vehicle, wear appropriate personal protective equipment. Before starting any operations, try to pull the vehicle out of the water as much as possible, secure the vehicle, and disable it (refer to Chapter 3).

Tilt the vehicle to one side to let the water drain from the vehicle and the high-voltage battery.

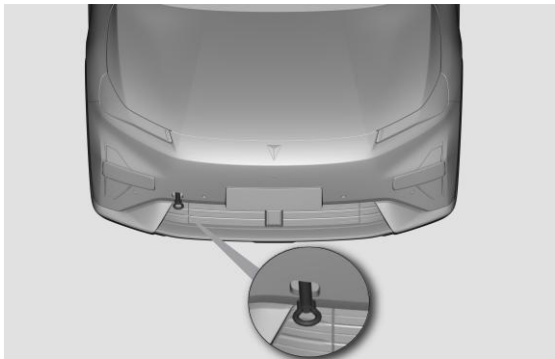
8. Towing / transportation / storage



Risk of re-ignition of the power battery!



Vehicle transport



Towing hook mounting location

9. Important additional information

For details, please refer to the "Emergency Response Guide"

10. Explanation pictograms used



Warning high voltage



General warning sign



Air conditioning system components



Electric vehicle



Engine hood



Rear back door



Use thermal imaging camera



Flammable



Harmful to human health



Corrosive substances



Toxic substances



Compressed gas



Explosive



Use water for fire extinguishing

Name Number.	Version Number.	Version Date.	Page Number.
DEEPAL S05-202507-001	01	07/ 2025	4/ 4