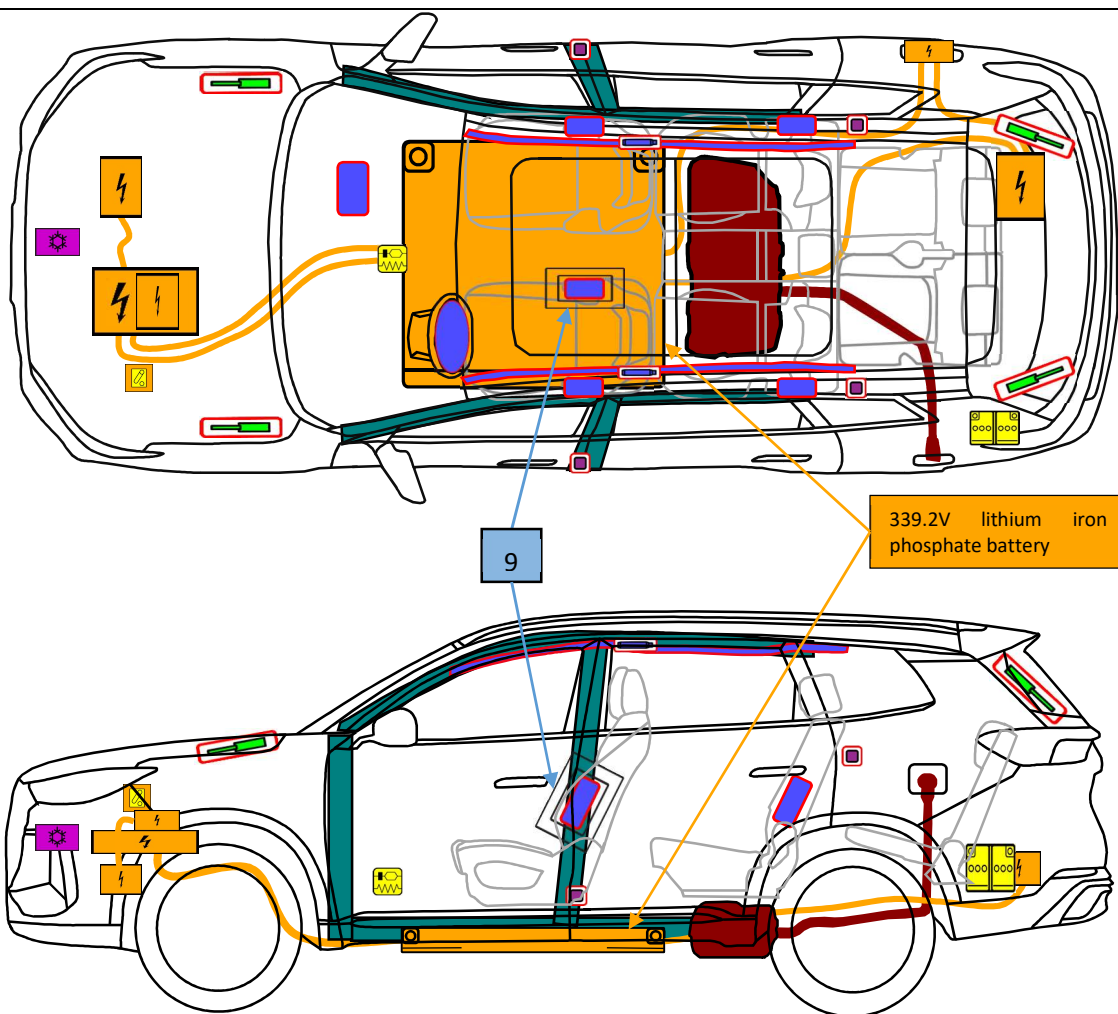




# **Tiggo 8 PHEV** 5-door SUV, From 2025



	Airbag		Stored gas inflator		Seat belt pretensioner		Gas strut/preloaded spring
	High strength zone		Battery low voltage		SRS control unit		high-voltage Battery pack,
	Low voltage device that disconnects high voltage		High voltage power cable		High voltage component		Cable cut
	Fuel tank content gasoline/ethanol		Air-conditioning component		Zone requiring special attention		
			ID No. HL4BL7EA001		Version date 4/2025	Page 1 of 4	



# Tiggo 8 PHEV

5-door SUV, From 2025



## 1. Identification / recognition



LACK OF ENGINE NOISE DOES NOT MEAN VEHICLE IS OFF: SILENT MOVEMENT OR INSTANT RESTART CAPABILITY EXISTS UNTIL VEHICLE IS FULLY SHUT DOWN. WEAR APPROPRIATE PPE.



Brand name



Model name



Fuel port



Charge port



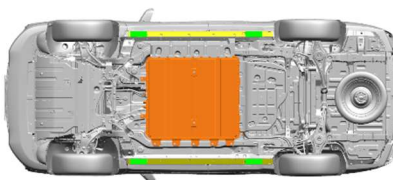
## 2. Immobilisation/stabilization/ lifting

### Immobilise vehicle



Depress brake pedal and press button "P", the car will automatically apply the parking brake.

### Stabilisation-lifting point



- Appropriate lifting points
- Suitable stabilisation points on the side
- High-voltage battery


## 3. Disable direct hazards / safety regulations



In the event of an accident in which the airbag is triggered, the high voltage system is automatically deactivated as soon as airbag triggering is detected.

In all other cases, the high voltage system can be deactivated as follows:

Main method: For deactivation in the motor compartment, disconnect the high voltage battery.




1. Pull the release lever twice to open the hood.



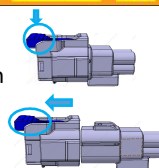
2. Disconnect the high voltage.

①Push the button; ②Pull out the button



①Push

②Pull



Alternative method: Cut the wire harness in the vehicle cab, disconnect the high voltage battery.



1. Remove the carpet.



2. Cut the wire harness; follow the instructions on the label.



ID No.





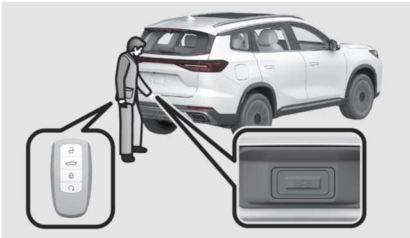

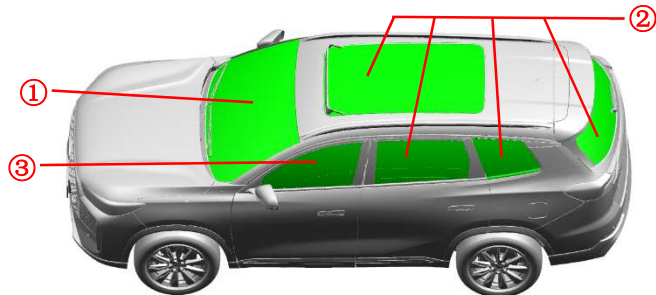

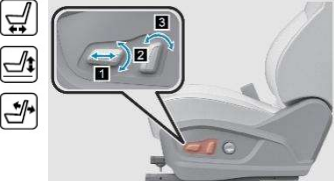

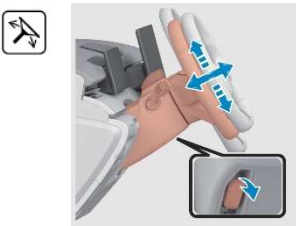
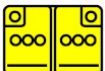









HL4BL7EA001















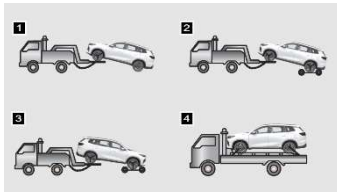
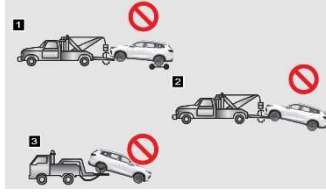
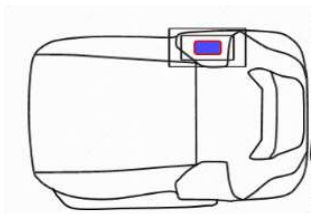

















Version date

4/2025

Page

2 of 4

	<b>Tiggo 8 PHEV</b> 5-door SUV, From 2025		
ACCESS TO 12V BATTERY			
 			
	1. Open the boot.	2. Disconnect the negative terminal.	
4. Access to the occupants			
<b>■ Window Glass</b>  Glass types: ① Laminated ② Tempered ③ Laminated, Tempered (OPT)		<b>■ High strength body areas</b> 	
<b>■ Seat adjustment</b>  POWER	<b>■ Door latches/command</b>  MANUAL	<b>■ Steering column adjustment</b>  Steering column has manual tilt and telescopic adjustment.	
5. Stored energy / liquids / gases / solids			
			12 V
			339.2 V lithium iron phosphate battery
			60L
			R1234yf: 0.575kg
<div> In the event of mechanical deformation of the battery system, there is a risk of a thermal reaction in the high voltage battery. Monitor the temperature of the high voltage battery!</div>			
	ID No. HL4BL7EA001	Version date 4/2025	Page 3 of 4

		Tiggo 8 PHEV 5-door SUV, From 2025					
6. In case of fire							
 USE LARGE AMOUNTS OF WATER		    					
 POTENTIAL RISK OF BATTERY RE-IGNITION / DELAYED							
7. In case of submersion							
After recovering the vehicle from the water, deactivate the high voltage system (see chapter 3) and drain the water. Wear appropriate personal protective equipment!							
8. Towing / transportation / storage							
■ Towing							
Front towing eyelet				Rear towing eyelet			
 STORE AT SAFE DISTANCE FROM OTHER VEHICLES!		 BATTERY RE-IGNITION!					
■ Transportation							
① 		② 		Please use ① flatbed rescue vehicle to load the vehicle.			
9. Important additional information							
		Center airbag					
10. Explanation of pictograms used							
	Hybrid Electric Vehicle on fuel of liquid group 2		General warning sign		Warning, Electricity		Seat adjustment, longitudinal
	Seat height adjustment		Seat adjustment, seat back recline		Steering wheel, tilt control		Use thermal Infrared camera
	Use water to extinguish the fire		Flammable		Acute toxicity		Hazardous to the human health
	Environmental hazard		Corrosives		Bonnet		Boot
			ID No.	Version date	Page		
			HL4BL7EA001	4/2025	4 of 4		