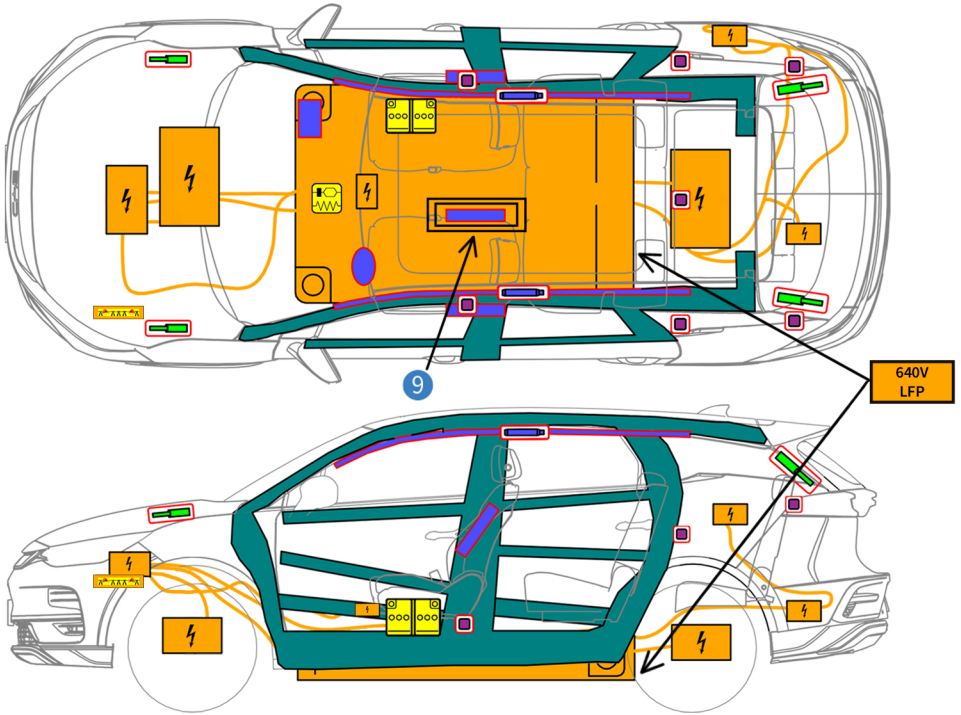




BYD TANG

(5-door multi-purpose vehicle, 2023-)



	Airbag		Stored gas inflator		Seat belt pretensioner
	Gas strut / Preloaded spring		High strength zone		SRS control unit
	Battery low voltage		High voltage power cable		High voltage component
	Battery pack, high-voltage		Cable cut		

Document number

Rescue sheet_BYD TANG_001_en

Version No.

01

Version Date

05/2023

Page No.

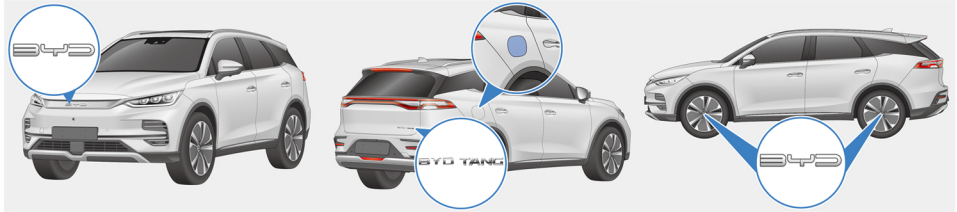
1/4



1. Identification / recognition



The electric motor is silent. The OK indicator light on the instrument cluster indicates that the current electric drive system is operational. Wear appropriate personal protective equipment.



2. Immobilisation / stabilisation / lifting

Immobilise the vehicle



Shift into "P"




Engage EPB



Turn off the ignition
(power meter "OFF")

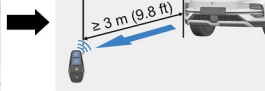
Stabilisation-lifting points



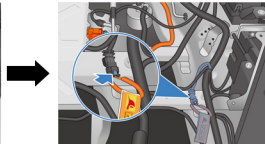
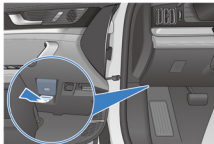
■ Stabilisation-lifting points
■ High-voltage battery

3. Disable direct hazards / safety regulations

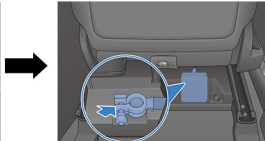
Main disabling method



Alternative disabling method



Access to 12V battery






Do not touch, cut, or open high-voltage components and the high-voltage battery! Wear appropriate protective equipment!

In the event of an accident in which the airbags are deployed, the high-voltage system will be automatically deactivated. The high-voltage system is de-energised approximately 60 seconds after deactivation.

4. Access to the occupants

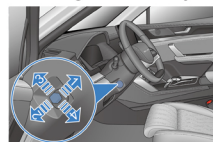
High-strength zone



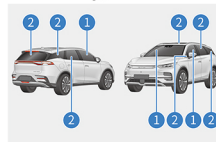
Seat adjustment



Steering column adjustment



Glass types



- ① Laminated glass
- ② Tempered glass

5. Stored energy / liquids / gases / solids

		12V
		640V
		R-1234yf 1300±20g

When there is coolant leakage, the battery pack may become unstable and there is risk of thermal runaway. The battery pack temperature must be checked with a thermal imaging camera.

6. In case of fire

Extinguish the fire using large amounts of water.

BATTERY RE-IGNITION!


7. In case of submersion

After removing the vehicle from the water, shut off the high-voltage system (see Chapter 3) and drain water out of the vehicle. Appropriate personal protective equipment must be worn during this procedure.



8. Towing / transportation / storage

Front hook location



Store at a safe distance from other vehicles!



BATTERY RE-IGNITION!

9. Additional important information



Driver's seat has a far side airbag in addition to the side airbag.
Location of far side airbag is shown in the mark ④ on page 1.

10. Explanation of pictograms used

	General warning sign		Hazardous to the human health
	Remove smart key		Warning, Electricity
	Bonnet		Air-conditioning component
	Flammable		Warning; low temperature
	Explosive		Use water to extinguish the fire
	Corrosives		Use thermal Infrared camera
	Acute toxicity		