

	Airbag		Stored gas inflator		Seat belt pretensioner
	Gas strut / Preloaded spring		High strength zone		SRS control unit
	Battery low voltage		High voltage power cable		High voltage component
	Battery pack, high-voltage		High voltage device that disconnects high voltage		



1. Introduction / recognition



The electric motor is silent. The OK indicator light on the instrument cluster indicates that the current electric drive system is operational. Wear appropriate PPE.



2. Immobilisation / stabilisation/ lifting

Immobilise the vehicle




Shift into "P"



Turn off the ignition
(power meter "OFF")

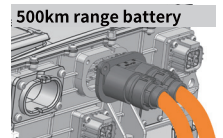

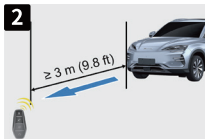
Stabilisation-lifting points



■ Stabilisation-lifting points
■ High voltage battery

3. Disable direct hazards / safety regulations

Main disabling method





Access to 12V battery




Do not touch, cut or open high-voltage components and high-voltage batteries! Wear appropriate protective equipment!

In the event of an accident in which the airbags are deployed, the high-voltage system will be automatically deactivated. The high-voltage system is de-energised approximately. 60 seconds after deactivation.

4. Access to the occupants

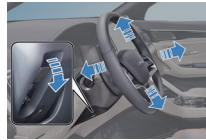
High-strength zone



Seat adjustment



Steering column adjustment



Glass types



① Laminated glass

② Tempered glass

5. Stored energy / liquids / gases / solids

		12V
		405km(71.8kWh): 422.4V 500km(87.04kWh): 512V
		R-1234yf 1200±10g



When there is coolant leakage, the battery pack may become unstable and there is risk of thermal runaway. The battery pack temperature must be checked with a thermal imaging camera.



6. In case of fire



Extinguish the fire using large amounts of water.



BATTERY RE-IGNITION!

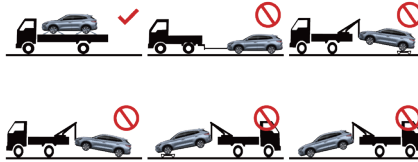



7. In case of submersion

After removing the vehicle from the water, shut off the high voltage system (see Chapter 3) and let all water drain out. Appropriate personal protective equipment must be worn during this procedure.

8. Towing / transportation / storage

Front hook location



Store at safe distance from other vehicles!



BATTERY RE-IGNITION!

10. Pictogram description

	Warning, Electricity		Flammable
	General warning sign		Corrosives
	Use thermal Infrared camera		Acute toxicity
	Bonnet		Hazardous to the human health
	Use water to extinguish the fire		Explosive
	Warning; low temperature		Air-conditioning component
	Remove smart key		High voltage device that disconnects high voltage