

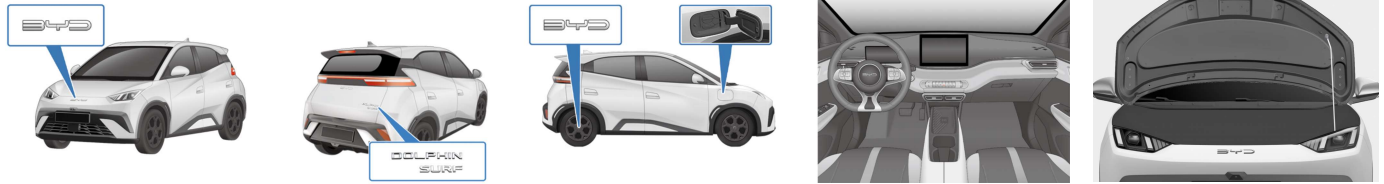
	Airbag		Battery low voltage		Battery pack, high-voltage
	Gas strut / Preloaded spring		High strength zone		High voltage component
	High voltage power cable		Seat belt pretensioner		SRS control unit
	Stored gas inflator		Cable cut		



## 1. Identification / recognition

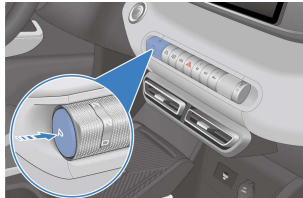


Lack of engine noise does not mean vehicle is off: silent movement or instant restart capability exists until vehicle is fully shut down. Wear appropriate PPE.



## 2. Immobilisation / stabilisation/ lifting

Immobilise the vehicle




Shift into "P"



Turn off the ignition


Stabilisation-lifting points




— Stabilisation-lifting points  
— High voltage battery

## 3. Disable direct hazards / safety regulations

Main disabling method 



Alternative disabling method 




Do not touch, cut or open high-voltage components and high-voltage batteries ! Wear appropriate protective equipment!

In the event of an accident in which the airbags are deployed, the high-voltage system will be automatically deactivated. The high-voltage system is de-energised approximately 60 seconds after deactivation.



#### 4. Access to the occupants

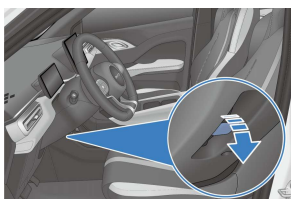
High-strength zone



Seat adjustment



Steering column adjustment



Glass types



① Laminated glass

② Tempered glass

#### 5. Stored energy / liquids / gases / solids

		12V
		300.8V/288V
		Fluorinated greenhouse gas R-1234yf 700/850 ± 10g CO <sub>2</sub> eq 0.00035571t/0.00043086t GWP 0.501



When there is coolant leakage, the battery pack may become unstable and there is risk of thermal runaway. The battery pack temperature must be checked with a thermal imaging camera.



#### 6. In case of fire



Extinguish the fire using large amounts of water.



BATTERY RE-IGNITION!


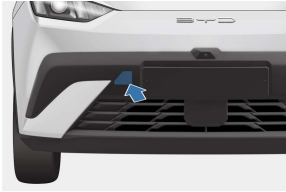
#### 7. In case of submersion

After removing the vehicle from the water, shut off the high voltage system (see Chapter 3) and let all water drain out. Appropriate personal protective equipment must be worn during this procedure.



## 8. Towing / transportation / storage

Front hook location



Store at safe distance from other vehicles!



BATTERY RE-IGNITION!

## 9. Additional important information

Contact Us

If you require assistance or clarification on policies or procedures, please contact the customer service center.

E-mail: [Bydautoservice@byd.com](mailto:Bydautoservice@byd.com)

Call 00800-10203000 for/24/7roadside assistanceor customer service/center(Monday-Saturday 9:00-18:00).

## 10. Explanation of pictograms used

	Acute toxicity		Air-conditioning component
	Bonnet		Corrosives
	Explosive		Flammable
	General warning sign		Hazardous to the human health
	Remove smart key		Use thermal Infrared camera
	Use water to extinguish the fire		Warning, Electricity
	Warning; low temperature		Electric Vehicle
	Seat height adjustment		Seat adjustment, longitudinal
	Steering wheel, tilt control		