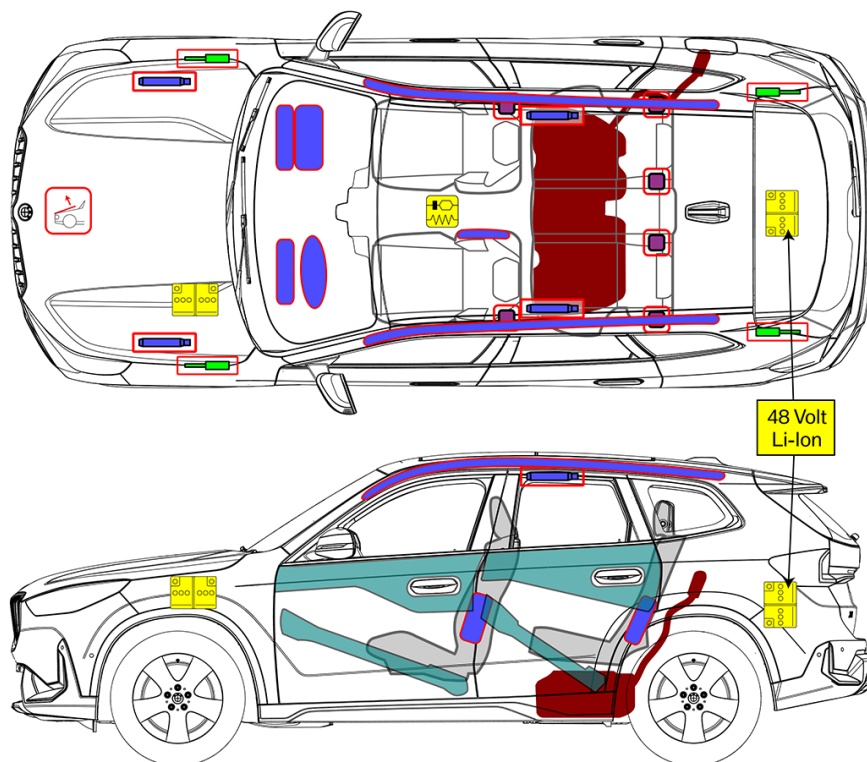













**BMW X1 U11**  
SUV  
07/2022



	Airbag		Gas generator		Seat belt tensioner		Supplementary Restraint System control unit		Active pedestrian protection
	Gas-filled shock absorber / preloaded spring		Body reinforcement		Low-voltage battery		Fuel tank		

\*Switch off the ignition to avoid this risk of an electric arc when disconnecting.

## 1. Identification / detection

## 2. Immobilising / stabilising / lifting

### Immobilisation

1. Press the "Start / Stop" button to switch off the vehicle
2. Automatic transmission: Press the "P" button
2. Manual transmission: Shift to first gear
3. Pull up parking brake



### Stabilisation / lifting points

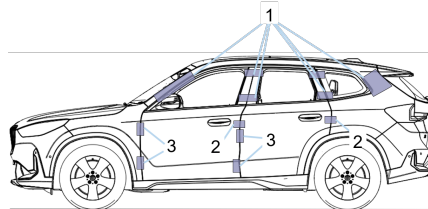


## 3. Eliminate direct dangers / safety regulations

## 4. Access to the passengers

### Interfaces

- 1 Interfaces in order to remove the roof
- 2 Door lock
- 3 Door hinge



## 5. Stored energy / fluids / gases / solids

### Fuel

Diesel engine: Diesel DIN EN 590 | Petrol engine: Petrol 91 – 100 RON

## 6. In the event of a fire



**There is still a danger of injury even after a fire!**

Use personal protective equipment identical to that for conventional vehicle fires.

## 7. In water

### Vehicle in and under water

After the vehicle has been recovered from the water, disconnect the low-voltage batteries (negative terminal).

## 8. Towing away / transportation / storage



Only use the towing eye supplied in the vehicle and screw in firmly to the limit position.

Only use the towing eye for towing on a paved road. Avoid transverse loads on the towing eye. For example, do not raise the vehicle by the towing eye.

## 9. Important additional information

This document shows the maximum possible vehicle equipment.