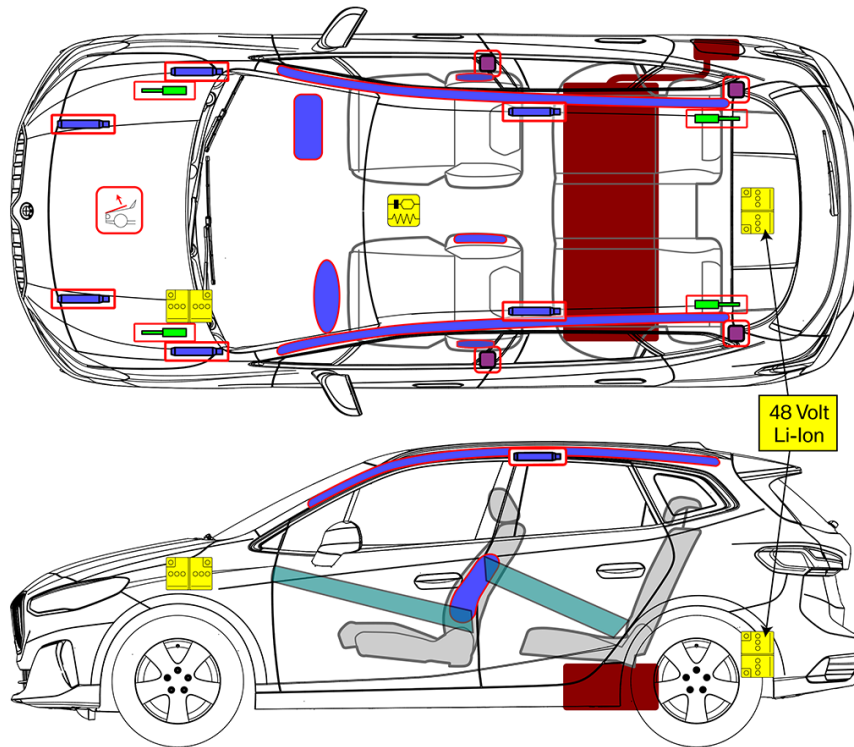













BMW 2 series Active Tourer U06

Compact van

11/2021



48 Volt
Li-Ion

	Airbag		Gas generator		Seat belt tensioner		Supplementary Restraint System control unit		Active pedestrian protection
	Gas-filled shock absorber / preloaded spring		Body reinforcement		Low-voltage battery		Fuel tank		

¹Switch off the ignition to avoid the risk of an electric arc when disconnecting.

1. Identification / detection

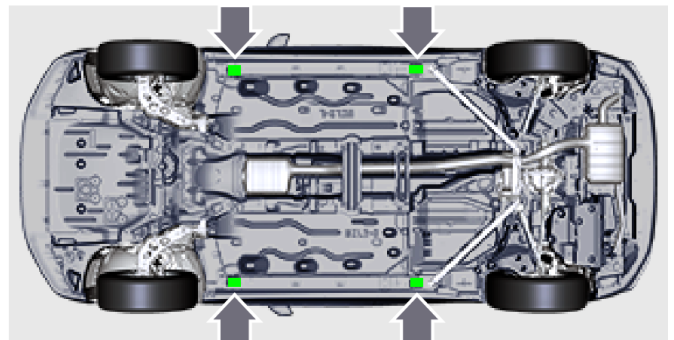
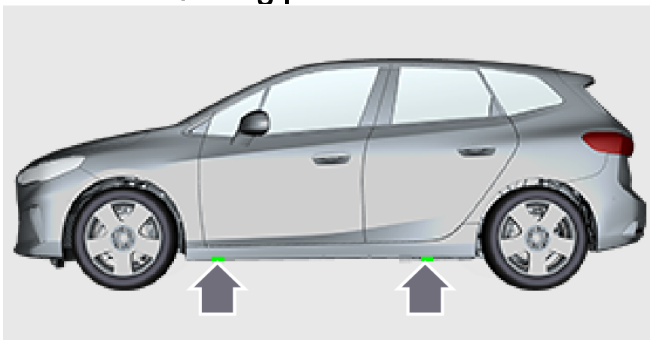
2. Immobilising / stabilising / lifting

Immobilisation

1. Press the "Start / Stop" button to switch off the vehicle
2. Automatic transmission: Press the "P" button
2. Manual transmission: Shift to first gear
3. Pull up parking brake



Stabilisation / lifting points

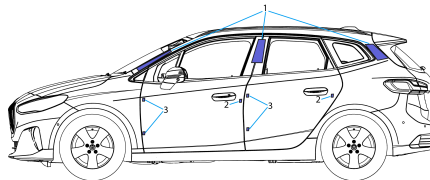


3. Eliminate direct dangers / safety regulations

4. Access to the passengers

Interfaces

- 1 Interfaces in order to remove the roof
- 2 Door lock
- 3 Door hinge



5. Stored energy / fluids / gases / solids

Fuel

Diesel engine: Diesel DIN EN 590 | Petrol engine: Petrol 91 – 100 RON

6. In the event of a fire



There is still a danger of injury even after a fire!

Use personal protective equipment identical to that for conventional vehicle fires.

7. In water

Vehicle in and under water

After the vehicle has been recovered from the water, disconnect the low-voltage batteries (negative terminal).

8. Towing away / transportation / storage



Only use the towing eye supplied in the vehicle and screw in firmly to the limit position.

Only use the towing eye for towing on a paved road. Avoid transverse loads on the towing eye. For example, do not raise the vehicle by the towing eye.

9. Important additional information

This document shows the maximum possible vehicle equipment.