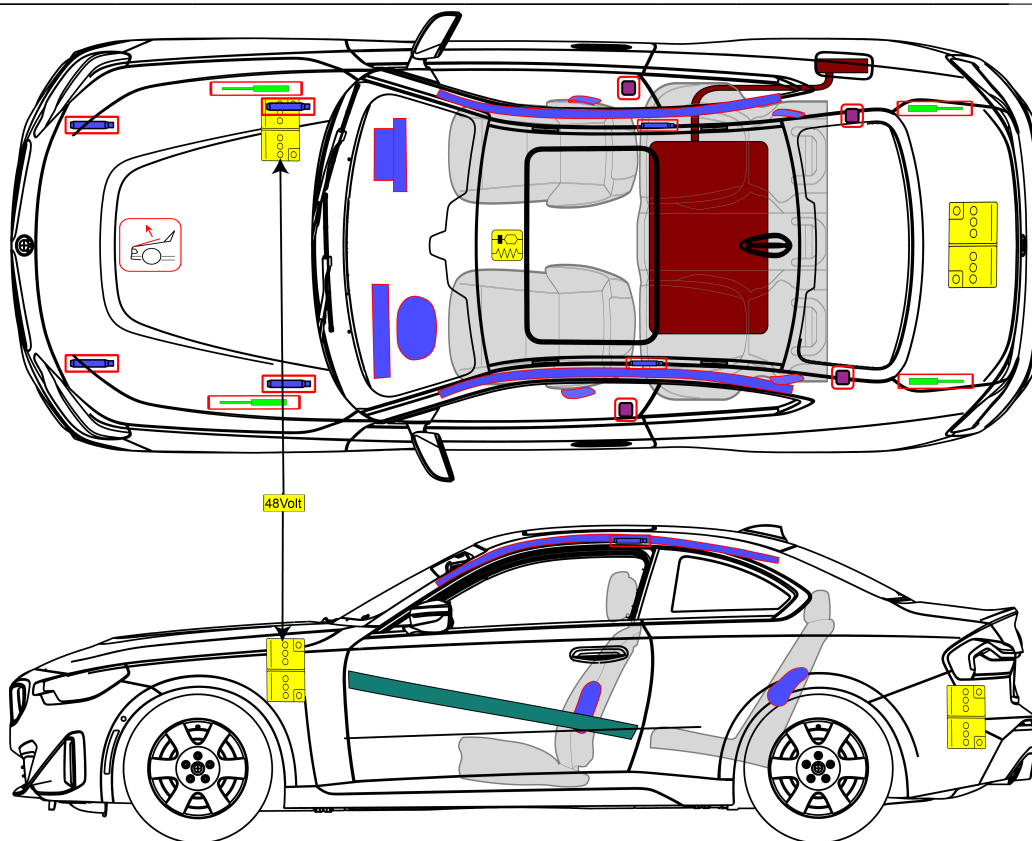













# BMW 2er-Reihe G42

Coupé  
07/2021



	Airbag		Stored gas inflator		Seat belt pretensioner		SRS control unit		Pedestrian protection active system
	Gas strut / Preloaded spring		High strength zone		Battery low voltage 12V/48V <sup>1</sup>		Fuel tank content gasoline/ethanol		

<sup>1</sup>Switch off the ignition to avoid the risk of an electric arc when disconnecting.

## 1. Identification / recognition

## 2. Immobilisation / stabilisation / lifting

### Immobilisation

1. Press the "Start / Stop" button to switch off the vehicle



2. Automatic transmission: Press the "P" button



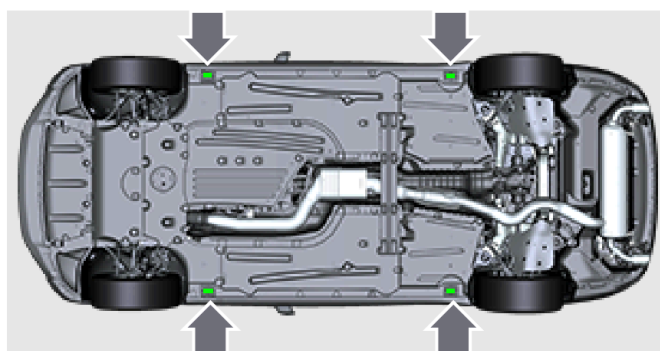
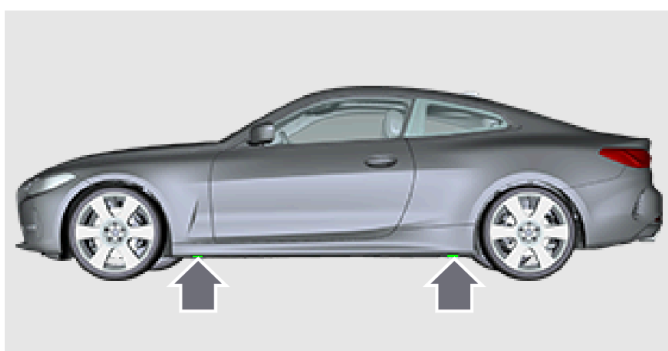
2. Manual transmission: Shift to first gear



3. Pull up parking brake



### Stabilisation / lifting points

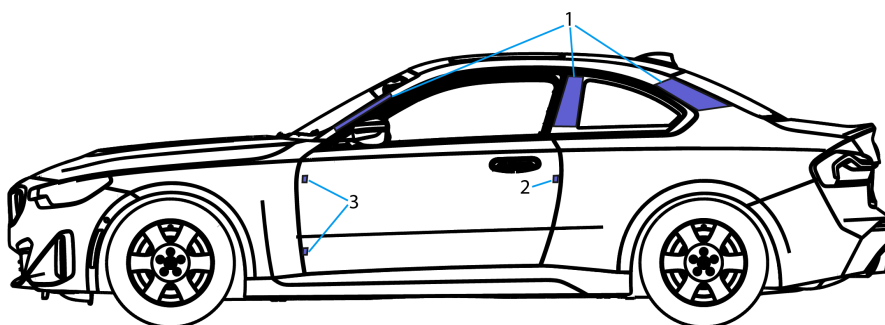


## 3. Disable direct hazards / safety regulations

## 4. Access to the occupants

### Interfaces

- 1 Interfaces in order to remove the roof
- 2 Door lock
- 3 Door hinge



## 5. Stored energy / liquids / gases / solids

### Fuel

Diesel engine: Diesel DIN EN 590  
Petrol engine: Petrol 91 – 100 RON

## 6. In case of fire



**There is still a danger of injury even after a fire!**

Use personal protective equipment identical to that for conventional vehicle fires.

## 7. In case of submersion

### Vehicle in and under water

After the vehicle has been recovered from the water, disconnect the low-voltage battery (negative terminal).

## 8. Towing / transportation / storage

Use only the towing eye provided in the vehicle and screw in firmly to the limit position.

Only use the towing eye for towing on a surfaced road. Avoid transverse loads on the towing eye. For example, do not raise the vehicle by the towing eye.



## 9. Important additional information

This document shows the maximum possible vehicle equipment.